



2018 YEAR IN REVIEW

CORPORATE GOVERNANCE AND FINANCIAL RESULTS



aeso 

2018 YEAR IN REVIEW

CORPORATE GOVERNANCE

CORPORATE GOVERNANCE

AESO Board

The Alberta Electric System Operator (AESO) is the business name of a statutory corporation, the Independent System Operator, established on June 1, 2003, under the *Electric Utilities Act* (EUA) of the Province of Alberta. The AESO's mandate is derived from the EUA and related regulations. The AESO is governed by its Board (AESO Board) which is comprised of individuals (Members) appointed by Alberta's Minister of Energy (Minister). Each Member must be independent of any person having a material interest in the Alberta electric industry.

The EUA, the AESO Bylaws and the AESO Board Charter and Governance Document set out the general responsibilities of the AESO Board. The AESO Board is responsible for overseeing the business and affairs of the AESO. The AESO Board is actively involved with the AESO executive in the strategic planning process and approves the AESO's strategic plan (Strategic Plan) and its annual Business Plan and Budget. The AESO Board also oversees succession planning, AESO executive compensation, and risk management.

The AESO Board is fully committed to best practice governance principles in fulfilling its mandate to act in the public interest of all Albertans. In doing so, this requires that Members act in good faith, with sound judgement and integrity, on all matters that affect the organization. The AESO Board and its Committees, as well as individual Members, undertake governance processes and procedures with the view of aligning them with the AESO's vision, mission and principles. The AESO Board may retain the advisory services of independent, third-party experts.

The AESO's structure, along with the AESO Board's commitment to best practices, provides a strong governance model that reflects and promotes ethical behaviours, accountability and transparency with internal and external stakeholders in its business dealings. Ethical expectations are set out in AESO's Code of Conduct which all Members, employees and contractors agree to abide by. In addition, the AESO Board annually reviews and updates the AESO Complaint Policy. This policy provides employees and contractors with a confidential, safe and, if desired, anonymous, method to report to an AESO Ethics Hotline activities related to the AESO that may be improper or illegal.

The *Alberta Public Agencies Governance Act* of the Province of Alberta also sets out procedures to formalize the roles and mandate of the AESO in its relationship with the Government of Alberta.

AESO Board Committees

For 2018, the AESO Board had the following standing Committees:

- Audit Committee
- Governance and Nominations Committee
- Human Resources Committee
- Power System Committee

Each Committee operates in accordance with its AESO Board approved Charter and follows best practices.

Audit Committee (AC)

The AC provides consultation, advice and recommendations to the AESO Board on financial reporting and budget matters, systems of internal controls, the external and internal audit processes and the AESO's process for monitoring compliance with laws and regulations.

Governance and Nominations Committee (GNC)

The GNC provides consultation, advice and recommendations to the AESO Board regarding its governance and Member recruitment matters. The GNC also provides the regular review, assessment and updating of AESO Board governance documents and processes, Member orientation and ongoing education, performance assessments of the AESO Board, its Committees and Members, and best practices and trends in governance matters.

Human Resources Committee (HRC)

The HRC provides consultation, advice and recommendations to the AESO Board with respect to human resources and compensation matters for all AESO staff. This encompasses AESO executive compensation, officer appointments, succession planning, human resources strategy and programs. The one exception to the foregoing is that compensation for the AESO President and Chief Executive Officer (AESO CEO) is addressed by the full AESO Board.

Power System Committee (PSC)

The PSC provides consultation, advice and recommendations to the AESO Board regarding market design, long-term transmission system planning, project delivery, system operations, market operations, AESO tariffs, the AESO's processes for administering competitive procurements and information technology strategy alignment, including cyber security risk, with the AESO's annual Business Plan.

AESO Board Members

Members have extensive professional and business knowledge, skill and experience derived from careers in various fields including energy, utilities, engineering, technology, business development and finance.

The following are the Members who served during 2018 and their "AESO Board Position" and the Committees on which each served for all or part of the year. The Members whose terms expired in 2018 are shown in bolded italics.

Member	Member Since	AESO Board Position	Committee Member
Barb Feit	2017	Member	Chair HRC, AC, PSC
<i>Gail Harding</i>	2017	Member	AC, GNC, PSC
Gary Bosgoed	2017	Member	HRC, GNC PSC
Gordon Hoy	2017	Member	Chair AC, GNC, PSC
<i>Linda Chambers</i>	2010	Member, Chair	Ex officio member of all Committees
Michael Hogan	2014	Member	Chair PSC, AC, HRC
Michael Snow	2018	Member	HRC, PSC
Mike Maxwell	2017	Member	AC, HRC, PSC
Shelia Leggett	2017	Member	Chair GNC, HRC, PSC
Will Bridge	2017	Member, Chair	Chair HRC, GNC, PSC Ex officio member of all Committees

AESO Board Effectiveness

AESO Board Assessments

The AESO Board and its Committees have performance assessment processes in place. Formal assessments are conducted annually and specific action items are identified and tracked year-over-year. Assessments are completed on the AESO Board as a whole, the AESO Board Chair, Committee Chairs and each Committee. In addition, individual Member and Committee performances are monitored by the Chair throughout the year as part of the Chair's duties.

Strategy

The AESO Board oversees the strategic planning process including holding an annual strategic planning meeting. In each AESO Board meeting, the AESO CEO provides an update on strategic priorities and accomplishments and engages in discussion with the AESO Board.

Risk Management

The AESO Board retains oversight of risk management practices for the AESO. With the support of its Committees and AESO Management, the AESO Board provides input into the identification and prioritization of risks as well as reviewing and monitoring risk and mitigation processes, plans and actions. At least annually the AESO Board reviews the identified principal risk and allocates oversight to each of the Committees of principal risks that fall within their mandate.

Financial Management

The AC oversees internal control processes. The AESO's Controls & Audit Services group as well as the external auditors report to the AC. This ensures a focus on financial reporting and accounting, including internal controls. The AESO Board approves the annual audited Financial Statements including Management's Discussion and Analysis of Financial Condition and Results of Operations.

Succession Planning

The HRC reviews the succession planning and talent management programs, their outcomes and effectiveness. The HRC engages in succession planning for the AESO CEO and reviews succession plans for AESO executives and key positions.

In-Camera Sessions

Members conduct an in-camera session without AESO Management at each of the AESO Board and Committee meetings.

Charters and Work Plans

The AESO Board and Committees each has a Charter setting out their detailed mandate and an annual Work Plan, including overseeing principal risks allocated to it. These guide their priorities and work to be completed in any given year and are reviewed not less than annually and updated as required.

Member Appointments and Reappointments

The EUA provides that Member appointments are made by the Minister. In support of that, the AESO Board, through its Recruitment Committee, conducts a robust recruitment process to assess and identify a slate of qualified individuals to be recommended to the Minister for appointments. Where a Member(s) is eligible for re-appointment, their performance and independence is also assessed. Ultimately, the entire AESO Board, (excluding Member[s] with a potential conflict of interest), is engaged to approve the recommendation to be made to the Minister for appointments. The recruitment process includes posting all Member vacancies on the Government of Alberta's "Current public agency board opportunities"

website, other websites, appropriate publications and engaging an executive recruitment firm where appropriate.

Member Orientation

The AESO Board has approved an Orientation Program for new Members. The orientation is designed to meet a list of “Objectives” and is delivered through a self-directed reading portion and a more focused portion. The latter portion includes one-on-one, or small group meetings of the new Member(s) with AESO Management, a tour of AESO facilities and, as appropriate, matching a new Member with a current Member for knowledge sharing.

Remuneration of Members

An independent, expert, third-party review of Member remuneration is conducted periodically as needed, using benchmark comparisons to similar roles in Canadian organizations with an emphasis on Alberta.

A summary of remuneration Members are eligible to receive, as at December 31, 2018, is as follows:

- **Chair** – \$90,000/year retainer, total compensation; that is, the AESO Board Chair does not receive meeting fees for AESO Board or Committee meetings nor any compensation for additional AESO business
- **Vice-Chair** – \$1,000/per AESO Board meeting when serving as Chair
- **Committee Chair** – \$7,500/year retainer
- **Members** – \$27,500/year retainer; \$1,000/per AESO Board and Committee “regular meeting” attended; \$500/per “special meeting” attended; plus per diem for additional AESO business, subject to Chair’s authorization
- **Benefits** – Members first appointed prior to December 1, 2013, are eligible to receive certain benefits. Members first appointed after that date are not eligible for benefits

AESO Board Meetings Overview

The AESO Board and its four Committees meet regularly during the year (Regular Meetings) and may hold additional “special” meetings (Special Meetings) as and when the AESO Board Chair deems necessary and appropriate.

Members are provided with advance notice of Regular Meetings through AESO Board approved meeting schedules, submitted to and approved by the AESO Board, for up to two years in advance. Notice of Special Meetings is provided to Members in accordance with the AESO Bylaws. Committee meetings are typically held in the days immediately preceding the AESO Board meetings. The AESO Board and each Committee have a “Charter” which guides their respective mandates, each of which is reviewed and updated on a regular basis or as required.

Agendas, including meetings material, for AESO Board and Committee meetings are prepared by AESO Management in consultation with the respective Chairs of the AESO Board or Committees. The AESO does not use any hard copies for AESO Board or Committee meetings. Rather, it uses Diligent Boards which is a third-party provided software portal that allows Members and AESO Management to securely access AESO Board documents. AESO Board and Committee meetings material typically includes both Decision and Information/Discussion items. Meeting material is uploaded into Diligent for access by Members approximately two weeks before the scheduled meeting.

The AESO CEO attends each of the meetings along with the AESO Corporate Secretary and, as appropriate, other members of the AESO executive or AESO Management. The AESO Board Chair is an ex-officio member of each Committee and may attend some or all such meetings. At some meetings, third-party advisors may attend for all or part of a meeting. For example, the AESO retains a third-party accounting firm to provide an annual audit of the AESO's financial records. Representatives for this firm attend a portion of each AC meeting. Another example is a third-party human resources firm that advises the HRC on employment matters.

The Agenda of each meeting requires the Chair of the meeting to request any Member who has a possible conflict of interest issue or independence issue with any item on the Agenda to self-declare. If such declaration is made, the Chair must determine an appropriate course of action. This may include asking the Member to recuse their self from any further participation in the matter.

Minutes of AESO Board and Committee meetings are prepared by the AESO Corporate Secretary and include details of decisions made, discussions held and action items requested. Draft minutes are sent to all Members of such meeting within a reasonable time after each meeting for their comment before being formally approved by the AESO Board or Committee, respectively, at its next meeting.

At each Regular Meeting, AESO executive and/or other AESO management make presentations to the AESO Board or Committee on agenda items typically included in accordance with an Annual Work Plan. These presentations may include key projects/initiatives, AESO operations, financial performance, human resources, corporate governance and industry outlook. In addition, issues of critical importance are included for consideration, directly and indirectly. These include, for example, key risks to the AESO and industry and cyber security threats.

The GNC oversees governance matters and provides support and assistance to the AESO Board in that regard. Among other things, it looks to monitor and assess "best governance practices" and recommend, where appropriate, alignment to those within the AESO.

Meeting Attendance and Remuneration

The following sets out Member attendance at AESO Board and Committee meetings for 2018. The Members whose term expired in 2018 are shown in bolded italics.

AESO Board Member	AESO Board	AC	GNC	HRC	PSC	Meeting Attendance	Per cent Attendance	2018 Remuneration ¹
Barb Feit	9/9	5/5		3/3	1/1	18/18	100%	\$45,781
<i>Gail Harding</i>	5/5	1/1	2/2		1/1	9/9	100%	\$27,333
Gary Bosgoed	8/9			4/4	4/5	16/18	89%	\$44,000
Gordon Hoy	9/9	5/5	2/2		1/1	17/17	100%	\$56,250
<i>Linda Chambers</i>	9/9					9/9	100%	\$92,400
Michael Hogan	9/9	5/5		1/1	5/5	20/20	100%	\$54,000
Michael Snow	3/4					3/4	75%	\$18,667
Mike Maxwell	9/9	1/1			5/5	15/15	100%	\$41,500
Shelia Leggett	9/9		3/3	3/3	1/1	16/16	100%	\$55,250
Will Bridge	9/9		1/1	4/4	5/5	19/19	100%	\$63,313

Attendance	79/81	17/17	8/8	15/15	23/24	142/145
Attendance (%)	98%	100%	100%	100%	96%	98%

¹ 2018 Remuneration includes AESO Board Chair retainer, Committee Chair retainer, Member retainer and Member meeting fees. It excludes benefits

The total remuneration, including benefits, provided to the Members in 2018 was \$498,494

AESO Executive Compensation

Program Objectives

The AESO compensates, rewards, and recognizes executive talent based on their contributions toward our business outcomes. We strive to attract, motivate and retain a high performance AESO executive workforce. To accomplish this, our compensation program (Program) is designed to meet the following objectives:

- Attract and retain key executive talent by providing compensation that is competitive with our established peer group
- Encourage behaviours that generate outcomes aligned with our Strategic Plan, business objectives and risk profile
- Support a pay-for-performance culture based on demonstrated results

This comparison reflects the market within which the AESO competes for executive talent and is a balance of private and public sector organizations. In addition, the established peer group has significant Alberta presence, reflecting local pay practices and competitive pressures.

Program Governance

The HRC oversees Program governance. The HRC reviews compensation objectives, policies and programs and makes recommendations to the AESO Board.

The AESO Board and HRC, in carrying out their respective mandates, have access to AESO Management's perspectives as well as those of expert external consultants. AESO executive compensation is reviewed annually with respect to Program design, industry compensation trends, actual performance, internal existing compensation and external market relativities.

Market Comparisons

The AESO annually benchmarks executive compensation. The established peer group consists of Canadian energy companies with revenue comparable to AESO and is a balance of public sector and private sector organizations. Additional benchmarking information includes Alberta and energy sector government organizations and agencies and other North American "Independent System Operators."

Total cash compensation (base plus short-term incentive) is targeted at market median. The AESO's total compensation program includes base pay, a short-term incentive plan, a flexible benefits program and a group savings program. For analysis and advice on market comparators, compensation trends and comparator information, the HRC obtains the services of an independent external expert. In 2018, the independent external expert services of Willis Towers Watson were used.

The HRC reviews the information from the independent external experts and confers with the AESO CEO. Recommendations for pay-for-performance adjustments are based on demonstrated corporate

results against objectives established at the beginning of the year as well as competencies and are then put forward to the AESO Board for review and approval.

The AESO Board Chair and the HRC make recommendations to the AESO Board regarding the AESO CEO's performance and pay based on individual performance, corporate performance and market comparison. The AESO Board approves the AESO CEO compensation.

Base Pay

Base pay is determined for each AESO executive based on comparative market data, individual performance, achievement of business objectives and demonstration of competencies. AESO executive base pay has not increased since January 2015.

Short-term Incentive Plan

The Short-term Incentive Plan (STIP) is an annual program available to all AESO employees and subject to the discretion of the AESO Board. The STIP is a lump-sum cash award based on two components: corporate performance and individual performance.

STIP payouts are based on achievement of specific annual corporate and individual goals, which are set through rigorous processes. Corporate goals are approved by the AESO Board and progress is monitored at each AESO Board meeting. Corporate goals are aligned with the Strategic Plan, and AESO executives ensure that an appropriate mix of risk, opportunity, single-year and multi-year initiatives is addressed across the organization. Individual goals are established for each AESO executive in alignment with the corporate goals; the progress and execution of those goals are monitored and measured.

The level of achievement of corporate goals is recommended by the AESO CEO and is subject to approval by the AESO Board. The AESO CEO's goals results and STIP payment are recommended by the AESO Board Chair and approved by the AESO Board. For other AESO executives, the AESO CEO makes recommendations to the HRC based on an assessment of individual goals results. The AESO Board approves all AESO executive compensation. In the event a corporate component is awarded by the AESO Board, both corporate and individual components are used to determine resulting incentive payments.

The target STIP for all AESO executives, with the exception of the AESO CEO and AESO's Senior Vice-President and Chief Operating Officer (COO), is 30 per cent of earnings with the ability to earn up to 60 per cent. For the AESO CEO, the target STIP is 50 per cent of earnings with the ability to earn up to 100 per cent; and for the COO, the target STIP is 35 per cent of earnings with the ability to earn up to 70 per cent. For AESO executives, except the AESO CEO, the allocation of corporate versus individual performance for the STIP is 70/30 per cent and for the AESO CEO it is 80/20 per cent.

Long-term Incentive Plan

The AESO has no long-term incentive plans for AESO employees, including for the AESO CEO and AESO executives.

Flexible Benefits

The flexible benefits program for all AESO employees, including AESO executives, provides life insurance, dependent life insurance, accidental death and dismemberment, sick leave and short-term disability, group and individual long-term disability, critical illness, dental and health care benefits, as well

as a health spending account and personal spending account for additional relevant expenses. Perquisites such as parking and fitness allowances are provided to the AESO executives.

Group Savings Plans

A group savings plan is provided to all AESO employees, including the AESO executives. In this plan, the AESO contributes six per cent of base salary to a savings account. In addition, the AESO will match up to three per cent of salary for any employee contributions made. This can result in a total savings contribution by the AESO of nine per cent of base salary. There is no defined benefit or contribution pension plan at the AESO.

AESO Executive Compensation

The table below details the total compensation for the year ended December 31, 2018, for the President & CEO, the Vice-President of Finance and the next three highest earning AESO executives. The AESO recovers its costs, including AESO employee compensation, through revenue received from market participants. There is no government funding provided for the operations of the AESO. The AESO CEO's base salary has not increased since 2014 and the remaining AESO executives have not received increases to base salary since 2015, unless due to promotion.

Position	Name	Base Pay	STIP	Perquisites ²	Benefits & Savings ³
President & CEO	David Erickson	475,018	370,500	14,875	52,727
Senior Vice-President and Chief Operating Officer	Michael Law	305,012	169,739	7,300	37,426
Vice-President Finance	Todd Fior	263,305	118,487	7,300	33,672
Vice-President Markets	Miranda Keating Erickson	251,230	117,575	8,875	32,585
Vice-President Operations	Greg Retzer	251,982	113,392	7,300	32,654

² Perquisites include car allowance, parking and fitness allowance

³ Benefits & Savings include group savings/RRSP, dental, health, accidental death & dismemberment and critical illness insurance

AESO Board and AESO Management

Governance Practices

The AESO looks to private, public and not-for-profit sectors of industry to provide best business and governance practices. The following are some pertinent practices the AESO uses to provide sound corporate governance within the organization.

AESO Code of Conduct

The AESO Board has approved an AESO Code of Conduct that includes Members, employees and contractors. All new AESO employees and contractors, as appropriate, are required to review and agree to abide by the AESO Code of Conduct from their first day of employment or engagement. All AESO employees must, at least annually, review and confirm compliance/non-compliance with it and agree to abide by it. Similarly, each Member is bound by the AESO Code of Conduct, and Members must also confirm compliance at least annually.

The results of the annual AESO Code of Conduct compliance process are reported to the AC. The AESO also has a Complaint Policy (i.e. whistleblower policy), and an external Ethics Hotline, for confidential reporting by staff and others to a third party of a violation of the AESO's Code of Conduct or other unethical or illegal conduct.

Strategic Planning and Budget Development

The Strategic Plan, budget and business plans are critical to the AESO's operations.

The Strategic Plan provides organizational direction for the development of corporate, departmental and individual plans and goals for the current and future years and links the AESO's vision, strategic objectives, strategies and business initiatives to day-to-day operations. The Strategic Plan is reviewed and approved by the AESO Board and forms the foundation on which the AESO's annual business initiatives, budget and forecasted costs (Business Plan and Budget) are established.

As a part of the AESO's development of its Business Plan and Budget, the AESO undertakes a consultation process with stakeholders referred to as the Budget Review Process (BRP). The BRP is an open and transparent process that allows stakeholders the opportunity to provide input into the AESO's proposed Business Plan and Budget for the upcoming year.

The BRP's primary objective is for the AESO to work with stakeholders to develop a comprehensive Business Plan and Budget document that provides a common understanding of expected deliverables and related costs. Stakeholders provide input by submitting written comments on the proposed Business Plan and Budget and by meeting with the AESO Board to further clarify those comments. At the conclusion of the BRP, the AESO Board publishes its decision on the proposed Business Plan and Budget.

Performance Management

The AESO's compensation structure includes pay-for-performance and is designed to align with and attain the corporate goals. The corporate goals are initially developed by the AESO executive based on business priorities set out in the Strategic Plan and the Business Plan and Budget. The AESO Board provides oversight and approves annual corporate goals. The AESO CEO's goals are also approved by the AESO Board.

Individual employee goals, which are developed annually, are designed and cascaded to support achievement of the corporate goals and advance the Strategic Plan.

Performance Reporting

The AESO CEO reports progress on the corporate goals to the AESO Board on a regular basis. For those corporate goals at risk of not being met, strategies are developed or altered to better achieve the desired goal.

Risk Management

The AESO Board retains oversight of risk management practices for the AESO. AESO Management is responsible for the development, implementation and ongoing maintenance of the organization's risk management program.

AESO Management prioritizes the organization's risks and incorporates them into the annual goal-setting process as determined appropriate. Risk mitigation includes development and implementation of

appropriate corporate policies and procedures, including various financial policies. The policies are communicated to AESO employees and are accessible by AESO employees at all times.

Internal Controls

AESO Management has designed and implemented internal controls. These controls occur at varying levels of the organization and provide AESO Management and the AC with reasonable assurance of achieving:

- Strategic initiatives and goals
- Effective and efficient operations
- Reliability of financial reporting
- Compliance with laws, regulations, policies and procedures
- Protection against fraud
- Safeguarding of assets

Audits/Reviews/Procedures

The AESO's Controls & Audit Services group was established in 2010 and reports to the AC. This function is a component of the AESO's governance framework and evaluates the organization's governance, risk management and control processes, as designed and represented by AESO Management, to determine they are adequate and functioning as intended.

Various audits, reviews and procedures are performed throughout the year by the AESO's Controls & Audit Services group. The scope of these includes financial, operations, compliance and reporting functions within the AESO. When required, third-party expertise is engaged to assist or supplement internal resources to execute reviews and assessments. The annual financial statements of the AESO are audited by an independent external audit firm, Ernst & Young LLP.

AESO Executive

The AESO Board is responsible for appointing the AESO CEO pursuant to the EUA, and in accordance with the AESO Bylaws and other such officers as are necessary whose duties and powers may be prescribed by the AESO Bylaws or by the AESO CEO.

The AESO CEO leads an executive team that operates the day-to-day business and affairs of the AESO to meet best business practices.

The AESO executive team as at December 31, 2018 was as follows:

David Erickson President and Chief Executive Officer		
Bill Baker Vice-President, Information Technology	Michael Law Senior Vice-President and Chief Operating Officer	Lisa Nadeau Vice-President, Human Resources
Todd Fior Vice-President, Finance	Jerry Mossing Vice-President, Transmission	Elizabeth Moore Vice-President, Commercial
Miranda Keating Erickson Vice-President, Markets	Greg Retzer Vice-President, Operations	Larry Kram Vice-President, Law, General Counsel and Corporate Secretary

2018 YEAR IN REVIEW

MD&A

MANAGEMENT'S DISCUSSION AND ANALYSIS OF FINANCIAL
CONDITION AND RESULTS OF OPERATIONS

MANAGEMENT'S DISCUSSION AND ANALYSIS OF FINANCIAL CONDITION AND RESULTS OF OPERATIONS

This management's discussion and analysis of financial condition and results of operations (MD&A) as of February 14, 2019, should be read in conjunction with the Alberta Electric System Operator's (AESO) audited financial statements for the years ended December 31, 2018 and 2017 and accompanying notes. This MD&A is intended to provide an understanding of the AESO's business, financial operations, expectations of the future and management of risk. The MD&A and financial statements are reviewed and approved by the AESO Board. The financial statements are expressed in Canadian dollars.

The AESO is responsible for the operation of Alberta's fair, efficient and openly competitive energy market for electricity; developing, implementing and administering a capacity market to ensure reliable, affordable electricity is available at stable prices; determining the order of dispatch of electric energy and ancillary services; providing system access service on the transmission system; directing the safe, reliable and economic operation of the interconnected electric system; planning the capability of the transmission system to meet future needs; developing, implementing and administering the renewable electricity program; and administering load settlement.

The AESO recovers its costs through four separate revenue sources by way of collections from market participants, or owners of electric distribution systems and wires service providers for load settlement; there is no government funding for the operations of the AESO.

Summary Annual Highlights

The AESO, a not-for-profit statutory corporation, recovers its operating, intangible asset and property, plant and equipment (PP&E) costs through four separate revenue sources, each of which is designed to recover the costs directly related to the provision of a specific service, as well as a portion of the shared corporate services costs.

(\$ Millions) Years ended December 31,

	2018	2017	Change	% Change
Collections	2,216.6	2,008.9	207.7	10
Deferred revenue	43.3	(14.4)	57.7	401
Other revenue	2.0	1.3	0.7	54
Total revenue	2,261.9	1,995.8	266.1	13
Transmission operating costs	2,099.4	1,850.7	248.7	13
Other industry costs	23.9	21.2	2.7	13
General and administrative costs	111.1	103.0	8.1	8
Amortization and depreciation	26.1	20.4	5.7	28
Interest costs	1.4	0.5	0.9	180
Total costs	2,261.9	1,995.8	266.1	13

Numbers may not add due to rounding

Total Costs

Transmission Operating Costs

Transmission operating costs represent wires costs, operating reserves, transmission line losses and other ancillary services costs. In 2018, transmission operating costs are \$2,099.4 million, which is \$248.7 million or 13 per cent higher than the 2017 costs of \$1,850.7 million. This increase is associated with higher overall operating costs in 2018.

(\$ Millions) Years ended December 31,

	2018	2017	Change	% Change
Wires costs	1,724.8	1,685.1	39.7	2
Operating reserves	236.0	80.7	155.3	192
Transmission line losses	96.7	50.7	46.0	91
Other ancillary services costs	41.9	34.2	7.7	23
Transmission operating costs	2,099.4	1,850.7	248.7	13

Numbers may not add due to rounding

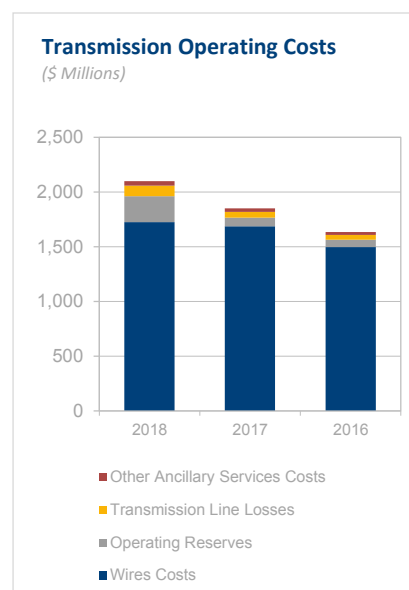
Wires Costs

Wires costs represent the amounts paid primarily to Transmission Facility Owners (TFOs) in accordance with their Alberta Utilities Commission (AUC)-approved tariffs and are not controllable costs of the AESO. Wires costs in 2018 are \$1,724.8 million, which is \$39.7 million or two per cent higher than the 2017 costs of \$1,685.1 million due to higher regulated rates charged by the TFOs for the current year (\$30.1 million) and adjustments related to prior production years (\$9.6 million). The AESO understands that the higher TFO tariffs reflect capital and operating costs associated with projects providing additional transmission system capacity, as well as higher costs to operate and maintain existing transmission facilities.

Operating Reserves

Operating reserves are generating capacity or load that is held in reserve and made available to the System Controller to manage the transmission system supply/demand balance in real time. There are three types of operating reserves with the minimum volumes of operating reserves required based on Alberta Reliability Standards:

- **Regulating reserves** – The generation capacity, energy and maneuverability responsive to the AESO's automatic generation control (AGC) system that is required to automatically balance supply and demand on a minute-to-minute basis in real time.



- **Spinning reserves** – Unloaded generation that is synchronized to the transmission system, automatically responsive to frequency deviation and ready to provide additional energy in response to an AESO System Controller directive. Spinning reserve suppliers must be able to ramp up their generator within 10 minutes of receiving a System Controller directive.
- **Supplemental reserves** – While similar to spinning reserves, supplemental reserves are not required to respond to frequency deviations. They include unloaded generation, off-line generation or system load that is ready to serve additional energy (generator) or reduce energy (load) within 10 minutes of receiving a System Controller directive.

Operating reserves are procured through an online, day-ahead exchange, where offer prices are indexed to the pool price. In exchange for this payment, the AESO obtains the right to utilize the provider's energy and/or capacity as reserves. The procurement of operating reserve volumes is directly correlated to load and generation. While the prices of operating reserves are indexed to the pool price, changes to the average pool price do not result in proportional changes to the operating reserve costs; the pool price for each hour has a significant impact on the operating reserve costs for that hour. Additionally, during periods of high hourly pool prices, the less expensive operating reserve suppliers may not be available, which results in higher operating reserve costs.

Operating reserve costs in 2018 are \$236.0 million, which is \$155.3 million or 192 per cent higher than the 2017 costs of \$80.7 million. The cost of operating reserves is impacted by actual volumes, hourly pool prices and operating reserve prices. The average hourly pool price is \$50 per megawatt hour (MWh) in 2018 compared to \$22 per MWh in 2017, representing an increase of 127 per cent. Operating reserve volumes financially settled in 2018 are 8,056 gigawatt hours (GWh) compared to 7,712 GWh in 2017, representing a 4 per cent increase. The cost variance is mainly attributable to higher pool prices, higher volumes and changes to offer behavior.

Transmission Line Losses

Transmission line losses represent the volume of energy that is lost as a result of electrical resistance on the transmission system. Volumes associated with line losses are determined through the energy market settlement process as the difference between generation and import volumes, less consumption and export volumes. The hourly volumes of line losses vary based on load and export levels, generation (baseload, peaking units and imports) available to serve load, weather conditions, and changes in the transmission topology. System maintenance schedules, unexpected failures, dispatch decisions on the Alberta Interconnected Electric System (AIES), and short-term system measures (such as demand response) may also affect the volume of losses. The value of line losses is calculated based on the hourly pool price.

The cost of transmission line losses in 2018 is \$96.7 million, which is \$46.0 million or 91 per cent higher than the 2017 cost of \$50.7 million due to the impact of a 127 per cent higher average pool price offset by lower line loss volumes in 2018. Line loss volumes financially settled in 2018 are 1,838 GWh compared to 2,222 GWh in 2017, representing a 17 per cent decrease. The lower transmission line losses volumes are due primarily to changes in generation dispatches from higher imports and gas-fired generation in conjunction with lower coal generation.

Other Ancillary Services

The AESO procures other ancillary services for the secure and reliable operation of the AIES. These services are procured through a competitive procurement process where possible, or in instances where such procurement processes may not be feasible, through bilateral negotiations.

In 2018, other ancillary services costs are \$41.9 million, which is \$7.7 million or 23 per cent higher than the 2017 costs of \$34.2 million. The increase is mainly attributable to higher costs related to load shed service for imports.

(\$ Millions) Years ended December 31,

	2018	2017	Change	% Change
Load shed service for imports	30.9	22.9	8.0	35
Transmission must-run				
Contracted	3.1	3.0	0.1	3
Conscripted	0.4	0.5	(0.1)	(20)
Reliability services	2.9	2.9	-	-
Poplar Hill	2.4	2.8	(0.4)	(14)
Black start	2.2	2.1	0.1	5
Transmission constraint rebalancing	0.0	0.0	0.0	0
Total Other Ancillary Services	41.9	34.2	7.7	23

Numbers may not add due to rounding

Load shed service for imports (LSSi) is interruptible load that can be armed to trip, either automatically or manually, on the loss of the Alberta-British Columbia intertie to allow for increased import available transfer capability (ATC). The 2018 costs for LSSi are \$30.9 million, which is \$8.0 million or 35 per cent higher than the 2017 costs of \$22.9 million. LSSi costs are impacted by volume availability, contract prices and AIES requirements for arming and tripping. In 2018, higher LSSi arming costs were incurred to allow for higher import volumes on the Alberta-British Columbia intertie attributable to above-average water supply in the US Pacific Northwest and higher prices in Alberta compared to the Mid-C.

Transmission must-run (TMR) occurs when generation is required to mitigate the overloading of transmission lines associated with line outages, system conditions in real time or the loss of generation in an area. Starting in January 2017, the AESO contracted with a generator in Northwest Alberta to provide TMR services which cost \$3.1 million in 2018. In circumstances when this service is required for an unforeseeable event and there is no contracted TMR, non-contracted generators may be dispatched to provide this service (referred to as conscripted TMR). Conscripted TMR costs in 2018 are \$0.4 million, which is \$0.1 million or 20 per cent lower than the 2017 costs of \$0.5 million.

Reliability services are provided through an agreement with Powerex Corp. for grid restoration balancing support in the event of an Alberta blackout and emergency energy in the event of supply shortfall. The agreement came into effect on April 1, 2015.

The Poplar Hill generator provides voltage support (VAr) in addition to power (MW), to support transmission system reliability in the province.

Black start services are provided by generators that are able to restart their generation facility with no outside source of power. In the event of a system-wide black-out, black start services are used to re-energize the transmission system and provide start-up power to generators who cannot self-start.

Transmission constraint rebalancing costs are incurred when the transmission system is unable to deliver electricity from a generator to a given electricity-consuming area without contravening reliability requirements. When this occurs, a market participant downstream of a constraint may be dispatched for purposes of transmission constraint rebalancing under the Independent System Operator (ISO) Rules and would receive a transmission constraint rebalancing payment for energy provided for that purpose. Transmission constraint rebalancing came into effect on November 26, 2015. There were no significant events in 2018 and 2017.

Other Industry Costs

Other industry costs represent fees or costs paid based on regulatory requirements or membership fees for industry organizations, which are not under the direct control of the AESO. These costs relate to the annual administration fee for the AUC, the AESO's share of Western Electricity Coordinating Council (WECC), Northwest Power Pool (NWPP) and North American Electric Reliability Corporation (NERC) membership fees and regulatory process costs. Regulatory process costs are associated with the AESO's involvement in an AUC proceeding to hear objections and complaints to ISO Rules or a regulatory application and costs incurred to respond to specific agency-related directions or recommendations that are beyond the routine operations of the AESO; this does not include application preparation costs.

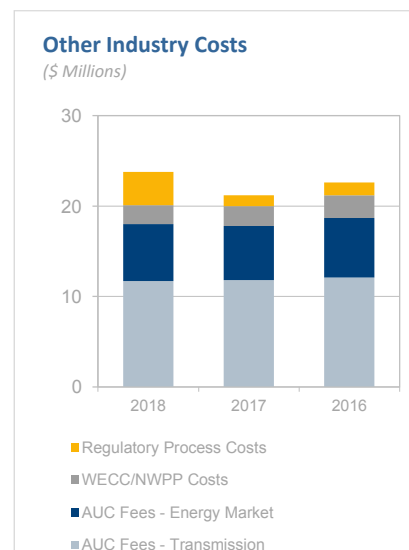
Other industry costs in 2018 are \$23.9 million, which is \$2.7 million or 13 per cent higher than 2017 costs of \$21.2 million. The increase is mainly attributable increased regulatory process costs in 2018.

(\$ Millions) Years ended December 31,

	2018	2017	Change	% Change
AUC Fees – Transmission	11.7	11.8	(0.1)	(1)
AUC Fees – Energy Market	6.3	6.0	0.3	5
WECC/NWPP/NERC costs	2.1	2.2	(0.1)	(5)
Regulatory process costs	3.8	1.2	2.6	217
Other industry costs	23.9	21.2	2.7	13

Numbers may not add due to rounding

Under the provisions of the *Alberta Utilities Commission Act*, AUC operating and capital costs are recovered from natural gas and electricity market participants under its jurisdiction or any person to whom the AUC provides services. Accordingly, the AUC apportions its costs related to its electricity transmission and wholesale electric market activities to the AESO as an AUC administration fee. The AUC levies two separate administration fees to the AESO; a transmission fee that is recovered through the transmission tariff and an energy market fee that is recovered from market participants through the AESO's energy market trading charge on a per-MWh-traded basis.



The AESO's share of WECC membership fees in 2018 is \$1.6 million, payable in US dollars, which is \$0.1 million or seven per cent higher than the 2017 fees of \$1.5 million. The increase in WECC membership fees is the result of an increase in WECC costs which are allocated to the AESO on a percentage share basis. The remainder of costs relate to NWPP and NERC fees.

Regulatory process costs in 2018 are \$3.8 million, which is \$2.6 million or 217 per cent higher than 2017 costs of \$1.2 million. The notable regulatory proceeding costs during 2018 relate to ISO rules to implement and operate the capacity market (\$0.8 million) and related cost recovery awards granted to specific interveners (\$0.6 million); transmission loss factors (\$0.6 million); ISO tariff complaints (\$0.2 million); and cost awards for the Jasper Interconnection Project proceedings (\$0.3 million).

General and Administrative Costs

(\$ Millions) Years ended December 31,

	2018	2017	Change	% Change
Staff costs	74.3	67.3	7.0	10
Contract services and consultants	12.1	13.3	(1.2)	(9)
Facilities	7.6	6.9	0.7	10
Administration	4.4	3.9	0.5	13
Computer services and maintenance	11.2	10.2	1.0	10
Telecommunications	1.5	1.4	0.1	7
General and administrative costs	111.1	103.0	8.1	8

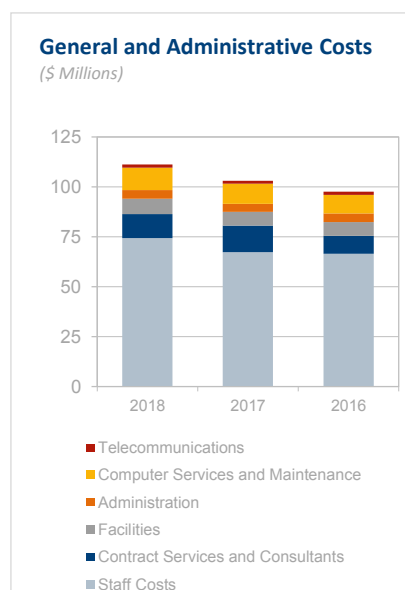
Numbers may not add due to rounding

General and administrative costs in 2018 are \$111.1 million, which is \$8.1 million or eight per cent higher than the 2017 costs of \$103.0 million. This increase is mainly associated with an increase in staff, facilities, and computer services and maintenance costs.

Staff Costs

The AESO is committed to the successful delivery of its corporate objectives, and to achieve this, it is supported by knowledgeable and dedicated staff. To retain this strong resource base, a competitive compensation package is offered and a rewarding work environment has been created.

In 2018, staff costs are \$74.3 million, which is \$7.0 million or 10 per cent higher than the 2017 costs of \$67.3 million. The increase is associated with an increase in staff levels to support the delivery of major initiatives for which the AESO has been tasked. In addition, certain staff salaries were adjusted to reflect market rates for those staff salaries considered out of alignment.



Contract Services and Consultants

The AESO uses contract services and consultants to supplement staff resources for two general purposes: to provide knowledgeable experts to address specific work assignments and to provide resource support to address workload peaks to maintain seamless operations.

In 2018, contract services and consultants costs are \$12.1 million, which is \$1.2 million or nine per cent lower than the 2017 costs of \$13.3 million. For 2018 the decrease relates to the following deliverables:

- Completion of Renewable Energy Program (REP) Rounds 2 and 3, which required reduced consulting services from REP Round 1; and
- Significant milestones were completed in 2017 for the debt funding competition and general commercial management of the Fort McMurray West 500kV Transmission Project.

Facilities

In 2018, facilities costs are \$7.6 million, which is \$0.7 million or 10 per cent higher than the 2017 costs of \$6.9 million. The increase in costs is associated with higher operating costs for the downtown office leases and system coordination facility in 2018.

Administration

Administration costs include training, travel, insurance, corporate subscriptions, AESO Board fees and office costs. In 2018, administration costs are \$4.4 million, which is \$0.5 million or 13 per cent higher than the 2017 costs of \$3.9 million. The increase in costs is associated with bank fees for the new credit facility agreement executed in 2018, office costs, corporate subscription fees and additional recruitment costs.

Computer Services and Maintenance

The AESO's investment in information technology infrastructure to support the organization's business operations requires ongoing costs to purchase annual software operating licenses and maintenance agreements.

In 2018, computer services and maintenance costs are \$11.2 million, which is \$1.0 million or 10 per cent higher than the 2017 costs of \$10.2 million. The increase in cost is related to contractual price increases as well as increased maintenance for the energy management system and capacity market related software.

Telecommunications

The AESO incurs costs for network systems and telecommunications to support general business operations and, to a much larger extent, to support real-time operations. The strategy for developing and maintaining the telecommunication infrastructure is based on the requirement for high service availability, which necessitates redundancies of services and equipment.

In 2018, telecommunication costs are \$1.5 million, which is \$0.1 million or seven per cent higher than 2017 costs of \$1.4 million. The increase in cost is related to increased staff levels and related business operations.

Amortization and Depreciation and Interest

(\$ Millions) Years ended December 31,

	2018	2017	Change	% Change
Amortization of intangible assets and depreciation of PP&E	26.1	20.4	5.7	28
Interest costs	1.4	0.5	0.9	180

Amortization of Intangible Assets and Depreciation of Property, Plant and Equipment

Intangible assets are amortized and PP&E is depreciated over their estimated useful lives. Intangible assets include the AESO's computer software purchases and development costs.

In 2018, amortization of intangible assets and depreciation of PP&E collectively total \$26.1 million, which is \$5.7 million or 28 per cent higher than the 2017 amortization of \$20.4 million. The increase is primarily due to commissioning of the new Energy Management System (EMS) in mid-2017, which resulted in a full year of depreciation during 2018, and a non-recurring expense in 2018 related to obsolete software.

Interest

Interest costs are associated with borrowing costs for debt financing, portions of which are capitalized when directly incurred during the development or construction of an asset, and financing costs associated with adjustments to the recognized decommissioning liability.

Debt financing occurs to fund intangible asset and PP&E purchases, prepayments of future expenses and working capital deficiencies due to timing differences in the collection of revenues and payment of costs. Intangible assets and PP&E are financed through the AESO's credit facilities and recovered as amortization and depreciation over the useful lives of the assets. Capitalized borrowing costs in 2018 were \$0.1 million (2017 - \$0.3 million).

Interest costs in 2018 are \$1.4 million, which is \$0.9 million or 180 per cent higher than the 2017 costs of \$0.5 million. The average borrowing requirements increased throughout the year in relation to changes in deferred revenue. Deferral account balances increased from a cumulative cash surplus (payable) of \$31.2 million at December 31, 2017 to a cash shortfall (receivable) of \$38.4 million at December 31, 2018.

Intangible Assets and Property, Plant and Equipment

Intangible asset and PP&E purchases total \$25.1 million in 2018 compared to \$23.7 million in 2017. The AESO's development and acquisition of intangible assets and PP&E, most significantly the investment in information technology infrastructure and business systems, is a key component of business operations. As with all information technology-intensive organizations, the AESO's challenge is to find the appropriate balance between implementing technology advancements, determining the level of information technology development that can be supported by business operations, and validating the overall financial requirement. To address these challenges, a vetting and prioritization process occurs to ensure intangible asset and PP&E purchases achieve the most beneficial and cost-effective results, while continuing to meet operating requirements.

In 2018, over 33 per cent of the intangible asset and PP&E purchases relate to the construction of an office building adjacent to the existing system coordination facility with occupancy planned for mid-2019. PP&E purchases as of December 31, 2018, are \$8.3 million of the estimated \$22 million construction cost. Intangible asset additions in 2018 included capacity procurement systems and calculation of unforced capacity (UCAP) tools to support the capacity market implementation.

The remainder of the intangible asset and PP&E purchases in both 2018 and 2017 are associated with base system hardware and software application replacements, additions, and continued development and upgrades to operational systems.

The AESO's net book value for intangible assets and PP&E total \$90.9 million in 2018 compared to \$91.8 million in 2017. As of December 31, 2018, approximately 72 per cent (2017 – 81 per cent) of the net book value relates to computer infrastructure and business systems with the remaining value associated with the AESO's system coordination and back-up coordination facility, furniture and office equipment.

Service Area Cost Detail

Allocation of Costs for Revenue Requirements

The AESO recovers its operating, intangible assets and PP&E costs through four separate revenue sources. Each revenue source is designed to recover the costs directly related to a specific service as well as a portion of the shared corporate services costs. The majority of the revenues the AESO collects relate to the recovery of transmission operating costs (wires, ancillary services and transmission line losses costs). The remaining costs (general and administrative, other industry, amortization and depreciation and interest costs) are recovered through a methodology intended to relate the costs to the specific services that they support (transmission, energy market, Renewable Electricity Program or load settlement).

The allocation of costs to one of the AESO's four services is based on the direct or indirect relationship the costs have to one of the services. If an operating cost is directly associated with a service, the cost will be assigned directly to that service (e.g., a consultant cost in the transmission group would be assigned 100 per cent to transmission and recovered through the transmission tariff). Alternatively, if an operating cost is not directly associated with any one service (typical for corporate service areas), the cost will be allocated to the services based on the value of the directly assigned costs. This methodology assumes that the service with the higher direct costs would contribute to a higher demand for general costs (such as corporate services) and therefore be assigned a higher percentage allocation.

Exceptions to this general methodology arise for information technology, office rent, interest expense, other industry costs and intangible asset and PP&E costs. Information technology costs are allocated based on an activity-based analysis to reflect the nature of the underlying costs. Office rent costs are allocated based on the staff associated with the four services and specific uses of space. Interest expense is allocated based on the service for which the borrowed funds were required. Other industry costs are allocated based on the nature of the specific cost. Intangible asset and PP&E purchases made to support one service are recovered from that service or alternatively from multiple services based on management judgment, taking into consideration the business or operating activities that will be supported by the systems (hardware and software).

Allocation and Cost Classifications

General Classification	Cost Categories	AESO Services (%)			
		Trans- mission	Energy Market	REP	Load Settlement
Operating	• Wires	100	-	-	-
	• Ancillary services	100	-	-	-
	• Transmission line losses	100	-	-	-
Non-operating	• Other industry	Costs allocated based on established methodology			
	• General and administrative				
	• Amortization of intangible assets and depreciation of PP&E				
	• Interest				

Allocation of Non-Operating Costs

Based on the allocation methodology, the AESO recovers the non-operating costs from the four revenue sources.

(\$ Millions) Years ended December 31,

		Trans- mission	Energy Market	Renewable Electricity Program	Load Settlement	Total
Other industry	2018	15.5	8.4	-	-	23.9
	2017	14.9	6.3	-	-	21.2
General and administrative	2018	70.3	34.2	5.2	1.4	111.1
	2017	70.4	26.4	5.1	1.1	103.0
Amortization and depreciation	2018	18.5	7.5	0.0	0.1	26.1
	2017	14.1	6.2	-	0.1	20.4
Interest	2018	0.5	0.6	0.3	0.0	1.4
	2017	(0.1)	0.5	0.1	0.0	0.5
Total	2018	104.8	50.7	5.5	1.5	162.5
	2017	99.3	39.4	5.2	1.2	145.1

Numbers may not add due to rounding

Other Industry

The allocation of other industry costs are based on the nature of the specific costs, with an increase allocated to the energy market in 2018 as a result of capacity market proceedings and cost awards as well as regulatory costs associated with recalculation of loss factors for years 2006 thru 2016 (in accordance with AUC Decision 790).

General and Administrative

The percentage allocation of general and administrative costs associated with the energy market increased in 2018 due to capacity market initiatives.

Amortization and Depreciation

The percentage allocation of amortization and depreciation to the four services is relatively consistent in 2018 and 2017.

Interest

The allocation of interest costs is impacted by cash shortfalls and surpluses from various sources including: net book value of intangible assets and PP&E; deferral account balances; deposits such as generating unit owner's contributions, application fees, security; and prepayments for future expenses. The cash flow sources are associated with each of the service areas to determine the allocation of interest costs and will vary each year.

Total Revenues

The *Electric Utilities Act* (EUA) requires that the AESO operates so that no profit or loss results on an annual basis from its operations. To achieve this, revenue is recognized to the extent of annual operating costs, including the amortization of intangible assets and depreciation of PP&E. When revenue collections differ from the annual operating costs, the difference is recorded as an adjustment to revenue, recognized as other accounts receivable or payable and subsequently collected or refunded. The AESO's four revenue sources are from market participants for transmission, energy market and renewable electricity program participants and from owners of electric distribution systems and wires service providers for load settlement; there is no government funding for the operations of the AESO.

Total Revenue

(\$ Millions) Years ended December 31,

	2018	2017	Change	% Change
Revenue collections				
Transmission	2,185.2	1,966.8	218.4	11
Energy market	30.9	41.3	(10.4)	(25)
Renewable electricity program	1.3	0.9	0.4	44
Load settlement	1.2	1.2	0.0	0
Total revenue collections	2,218.6	2,010.2	208.4	10
(Deferred revenue) revenue				
Transmission	19.0	(16.8)	35.8	213
Energy market	19.8	(1.9)	21.7	1,142
Renewable Electricity Program	4.3	4.3	(0.0)	0
Load settlement	0.2	0.0	0.2	1,527
Total (deferred revenue) revenue	43.3	(14.4)	57.7	401
Total revenue	2,261.9	1,995.8	266.1	13

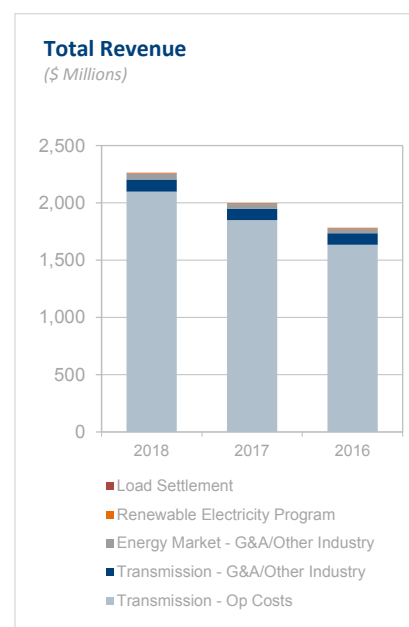
Numbers may not add due to rounding

Transmission

The AESO is responsible for paying all of the costs incurred in managing the provincial transmission system and recovering the costs through a tariff approved by the AUC. The transmission tariff is designed to allocate the costs to all users of the transmission system based on the metered demand and energy for system access service.

On a monthly basis, the AESO invoices market participants for transmission system access services based on approved tariff rates. The AESO also pays for costs associated with providing system access services. The monthly difference in the revenues collected and the costs incurred is accumulated in the AESO's transmission deferral account and can be attributed to several factors:

- forecast variances (pool price volatility, meter volumes and regulatory decisions);
- timing of revenues and costs (monthly fluctuations); and
- any misalignment of approved rates and the current year revenue requirement (delays in having the current year rates approved).



When transmission revenue collections are greater than transmission costs, the surplus is recorded as a reduction in revenue, recognized as other accounts payable and subsequently refunded. When transmission revenue collections are less than transmission costs, the shortfall is recorded as revenue, recognized as other accounts receivable and subsequently collected.

TRANSMISSION DEFERRAL SUMMARY

(\$ Millions) Years ended December 31,

	2018	2017
Revenue collections	2,185.2	1,966.8
Costs	2,204.2	1,950.0
Transmission revenue (deferred revenue)	19.0	(16.8)
Other accounts payable, beginning of year	(35.4)	(18.6)
Disbursement of the deferral account reconciliation applications:		
2016	26.2	-
Other accounts receivable (payable), end of year	9.8	(35.4)

Numbers may not add due to rounding

As part of the transmission tariff, Deferral Account Adjustment Rider C is intended to bring the transmission deferral account balance for rate categories other than transmission line losses to zero during the following calendar quarter. It is an additional percentage charge or credit that applies to each of the components of Rates Demand Transmission Service (DTS) and Fort Nelson Demand Transmission Service (FTS). Losses Calibration Factor Rider E is intended to bring the transmission line losses deferral account balance to zero during the remainder of the calendar year. Rate Rider E is a percentage adjustment to all location-specific loss factors.

For rate categories other than transmission line losses, the AESO files a retrospective deferral account reconciliation application with the AUC for approval of the final settlement amounts. The final reconciliation process associates all revenue and cost adjustments by rate category to the appropriate production month and allocates the corresponding charges and refunds to market participants. For transmission line losses, Rate Rider E is a prospective adjustment for the reconciliation of deferral account balances.

The transmission settlement deferral account at December 31, 2018, is a \$9.8 million receivable compared to a \$35.4 million payable at the end of 2017. The change of \$45.2 million during 2018 is mainly attributable operating reserve and ancillary service costs in excess of forecasted expectations.

Energy Market

The AESO recovers the costs of operating the real-time energy market through an energy market trading charge on all MWh traded. The AESO's component of the energy market trading charge recovers regulatory process costs, general and administrative costs, interest, amortization of intangible assets and depreciation of PP&E. The energy market trading charge also recovers the AUC administration fee and the operating costs for the Market Surveillance Administrator (MSA), which are organizations that are independent of the AESO's operations.

For 2018, the AESO's component of the energy market trading charge is 18.2 cents per MWh compared to 26.2 cents per MWh in 2017.

Energy market collections are dependent on the energy market trading charge and the volume of energy traded through the power pool.

When energy market revenue collections are greater than energy market costs, the surplus is recorded as a reduction in revenue, recognized as other accounts payable and subsequently refunded. When energy market revenue collections are less than energy market costs, the shortfall is recorded as revenue, recognized as other accounts receivable and subsequently collected.

The energy market deferral account is the accumulated difference between revenues collected and costs paid that is receivable from, or payable to, energy market participants.

ENERGY MARKET DEFERRAL SUMMARY

(\$ Millions) Years ended December 31,

	2018	2017
Revenue collections	30.9	41.3
Costs	50.7	39.4
Energy market revenue (deferred revenue)	19.8	(1.9)
Other accounts payable, beginning of year	(4.4)	(2.4)
Other accounts receivable (payable), end of year	15.4	(4.4)

Numbers may not add due to rounding

The energy market deferral account at December 31, 2018 is a \$15.4 million receivable compared to a \$4.4 million payable at the end of 2017. The shortfall relates to a February 2018 budget amendment to accommodate additional costs for capacity market initiatives. The 2018 trading charge was not amended

to reflect the increase and any shortfall will be recovered through future trading charge adjustments. The AESO plans to recover the shortfall over the period 2019 thru 2021.

Renewable Electricity Program

The AESO is responsible for developing, implementing and administering the Renewable Electricity Program (REP) and recovering the costs through fees charged during each competition and in accordance with Renewable Electricity Support Agreements with generators. The REP service area at the AESO started in 2016 with the Government of Alberta's announcement of the Climate Leadership Plan. Revenue collections started in 2017 with the first competition for renewable attributes under the REP. The AESO costs associated with REP include general and administrative and interest costs.

When REP revenue collections are greater than REP costs, the surplus is recorded as a reduction in revenue, recognized as other accounts payable and subsequently refunded. When REP revenue collections are less than REP costs, the shortfall is recorded as revenue, recognized as other accounts receivable and subsequently collected.

The REP deferral account is the accumulated difference between revenues collected and costs paid that is receivable from, or payable to, market participants in future competitions for renewable attributes with the deferral balance at the conclusion of the REP settled with the Government of Alberta.

RENEWABLE ELECTRICITY PROGRAM DEFERRAL SUMMARY

(\$ Millions) Years ended December 31,

	2018	2017
Revenue collections	1.3	0.9
Costs	5.5	5.2
Renewable Electricity Program revenue	4.2	4.3
Other accounts receivable, beginning of year	8.8	4.5
Other accounts receivable, end of year	13.0	8.8

Numbers may not add due to rounding

The REP deferral account at December 31, 2018, is a \$13.0 million receivable compared to a \$8.8 million receivable at the end of 2017. The fee structure for REP includes separate fees associated with the recovery of development, implementation and administration costs. In 2018 and 2017, development and implementation costs were incurred which will be recovered over several years from competition participants and successful bidders following their facility energization dates.

Load Settlement

Under the ISO Rules, costs that are incurred to provide services related to administering provincial load settlement are charged to the owners of electric distribution systems and wires service providers conducting load settlement. The costs associated with load settlement include general and administrative costs, interest, amortization of intangible assets and depreciation of PP&E.

When load settlement revenue collections are greater than load settlement costs, the surplus is recorded as a reduction in revenue, recognized as other accounts payable and subsequently refunded. When load

settlement revenue collections are less than load settlement costs, the shortfall is recorded as revenue, recognized as other accounts receivable and subsequently collected.

The load settlement deferral account is the accumulated difference between revenues collected and costs paid that is receivable from, or payable to, owners of electric distribution systems and wires service providers.

LOAD SETTLEMENT DEFERRAL SUMMARY

(\$ Millions) Years ended December 31,

	2018	2017
Revenue collections	1.2	1.2
Costs	1.4	1.2
Load settlement revenue	0.2	0.0
Other accounts payable, beginning of year	(0.1)	(0.2)
Other accounts receivable (payable), end of year	0.2	(0.1)

Numbers may not add due to rounding

The load settlement deferral account at December 31, 2018, is a \$0.2 million receivable compared to a \$0.1 million payable at the end of 2017. The change of \$0.3 million is the result of load settlement costs exceeding collections. The collections are based on a forecast of 2018 costs.

Market Surveillance Administrator Charge

A portion of the energy market trading charge collected by the AESO is remitted to the MSA for its revenue requirement in accordance with the *Alberta Utilities Commission Act*. The AESO facilitates the cash collection process for the funding of the MSA through a per-MWh addition to the AESO's energy market trading charge. In 2018, the MSA's portion of the total energy market trading charge is 3.2 cents per MWh compared to 1.7 cents in 2017.

The MSA's revenue and costs are separate and independent of the AESO's financial records. The AESO records the difference between the payments made to the MSA and the collection on behalf of the MSA in a separate deferral account. At the end of 2018, the MSA collections exceeded the MSA payments, resulting in a deferral accounts payable balance of \$0.2 million compared to a payable balance of less than \$0.1 million at the end of 2017.

Financial Position and Liquidity

At December 31, 2018, the cash position is \$155.4 million, an increase of \$42.0 million compared to 2017. Notable changes are:

(\$ Millions) Years ended December 31,

	2018	2017
Funds provided by operations	25.7	20.4
Prepayments used for (paid for future) services	3.8	(10.6)
Payments for long-term payables	(4.0)	(8.1)
Cash (used in) provided by settlements	(22.9)	67.4
Cash used for capital expenditures	(22.2)	(27.0)
Proceeds from debt financing	59.9	43.1
Other	1.7	(3.4)
Increase in cash	42.0	81.8

Cash Provided By Settlements

At December 31, 2017, the net balance of the accounts receivable, accounts payable and accrued liabilities, other accounts receivable and other accounts payable, which are settlement-related was a payable of \$128.7 million. The balances in these accounts are associated with cash collections for the transmission, energy market, Renewable Electricity Program, load settlement and MSA settlements offset by the cash payments made by the AESO.

During 2018, cash flows for these accounts and the 2018 transactions resulted in a December 31, 2018 net payable balance of \$105.8 million. The \$22.9 million decrease from 2017 to 2018 is associated with cumulative costs in excess of revenue collections in the amount of \$69.5 million. The shortfall is due to higher operating reserves and ancillary services costs than forecasted, as well as recovery of costs deferred to future periods through the energy market trading charge. The shortfall is offset by an increase of \$40.5 million in transmission operating costs incurred but not yet paid as at December 31, 2018.

Debt Financing and Credit Facilities

As at December 31, 2018, the AESO had the following credit facilities available to fund general operating, intangible asset and PP&E purchasing activities:

(\$ Millions) Year ended December 31, 2018

	Total	Available	Used
Demand revolving facility	300.0	187.0	113.0

The demand facility includes a \$10.0 million letter of credit at December 31, 2018 and 2017, which is issued as financial security for the AESO's procurement of operating reserves.

Throughout 2017 and 2018, the AESO's credit rating has been AA-/Stable from Standard and Poor's (S&P) Ratings Services. S&P is a leading global provider of independent credit risk research and benchmarks.

Future Outlook

In 2015, the Government of Alberta announced its Climate Leadership Plan (CLP) which is the foundation for a comprehensive set of policy measures to reduce Alberta's greenhouse gas emissions. Of the many initiatives that support the CLP, the AESO, in conjunction with the electricity industry, has been focused on two evolutionary work streams.

In November 2016, the Government of Alberta accepted the AESO's recommendation to transition the Alberta wholesale electricity market by adding a capacity market, with the first capacity market auction by 2020 for first delivery of capacity product to occur in 2021. With the new market framework, generators can compete to receive revenue from a market-determined capacity payment for the ability to provide energy when required by the system (capacity) as well as revenue from selling into the energy and ancillary services markets (energy and ancillary services). Design and implementation of the new framework began in early 2017 and culminated in several critical milestones that were reached in 2018. The AESO issued its final Comprehensive Market Design (CMD), outlining the design elements of the new capacity market. Simultaneously and subsequent to the completion of the CMD, the AESO focused on the drafting and consulting of the ISO Rules related to the new capacity market. In January 2019, the AESO filed the ISO Rules with the AUC who will consider and if appropriate, approve the rules. In 2019, the AESO will be clearly focused on the continued implementation of the capacity market with the first auction process scheduled to commence in late 2019.

While working on the critical design elements required for successful transition of the Alberta wholesale electricity market, the AESO continues the development, implementation and administration of the Renewable Electricity Program (REP) in pursuit of the Government of Alberta's target of 30 per cent renewables by 2030 (30-by-30 target).

In March 2017, the Government of Alberta announced the opening of the first REP competition (REP Round 1) that attracted strong national and international interest in developing renewable generation in Alberta. The REP is intended to encourage the development of 5,000 MW of renewable electricity generation projects that will be connected to the Alberta grid by 2030, while maintaining the reliability of Alberta's transmission system. The competitive process was designed to ensure new projects will not affect the reliability of the electricity grid and power is delivered at the lowest possible cost to consumers. In each stage of the REP Round 1, expectations were surpassed. The four successful projects for REP Round 1 were announced in December 2017, representing nearly 600 MW of renewable wind generation. On February 5, 2018, the Government of Alberta directed the AESO to open REP Rounds 2 and 3. The competitive process continued its success, with REP 2 and 3 delivering a combined 763 MW of wind generation and REP 2 incorporating an indigenous equity ownership component. All Rounds continue to ensure generation can be connected to the existing transmission system, with no new transmission costs for Albertans.

On November 29, 2017, the Government of Alberta requested that the AESO review electricity system reliability requirements to assess any potential need for dispatchable renewables and energy storage as significant intermittent generation is added to the grid to meet the 30-by-30 target. The AESO executed a thorough assessment, in-depth technical analysis and broad stakeholder engagement culminating in a Dispatchable Renewables and Energy Storage Report in May 2018. As next steps, the AESO will develop an Integrated Flexibility Roadmap to provide a sustainable process to assess future flexibility needs, as well as an Energy Storage Roadmap to ensure that as technologies develop, barriers to

integration are not created, and that tariff structures appropriately recognize the unique aspects of storage systems.

In accordance with the EUA, the AESO Board approves an annual budget to support ongoing operations and to procure transmission services. To recover the costs that are incurred while adhering to the requirement of the EUA for the AESO to operate with no profit or loss on an annual basis, cost recovery mechanisms are established and approved by the AESO Board, and for transmission-related wires costs through TFO tariffs approved by the AUC under Section 37 of the EUA.

For transmission operating and other industry costs in 2019, the AESO established a cost estimate of \$2,318.3 million, which is \$114.1 million or five per cent higher than the 2018 actual costs of \$2,204.2 million. The higher 2018 forecast is associated with higher wires costs based on TFO tariffs approved or applied for by the third quarter of 2018 when the forecast was prepared, in addition to higher operating reserves and transmission line losses costs associated with higher forecasted pool prices. The recovery of the AESO's transmission-related costs occurs through approved transmission tariff rates.

For energy market-related activities, the annual costs are forecast to increase to \$53.1 million in 2019 from the 2018 actual costs of \$50.7 million, a \$2.4 million or five per cent increase. This forecast increase is associated with the continued implementation of the capacity market, as well as the recovery of certain administrative costs related to the recalculation of loss factors for years 2006 through 2016 (in accordance with AUC Decision 790) and the AESO's required calculation of annual loss factors for 2019. The AESO's portion of the 2019 energy market trading charge will increase to 37.7 cents per MWh in 2019 compared to 18.2 cents per MWh in 2018, an increase of 19.5 cents per MWh. This increase is associated with the forecast increase in market related activities and a shortfall in collections for 2018. The shortfall relates to a February 2018 budget amendment to accommodate additional costs for capacity market initiatives. The AESO plans to recover the shortfall over the period 2019 through 2021. The total energy market trading charge, which includes components for funding the AUC and the MSA, will be 46.0 cents per MWh in 2019 compared to 26.5 cents per MWh in 2018.

For the REP-related initiatives, the annual costs are forecast to decrease to \$5.1 million in 2019 from the 2018 actual costs of \$5.5 million, a \$0.4 million or seven per cent decrease. This forecast reflects a shift from the competitive process activities to ongoing program support and delivery of a report to the Government of Alberta on how the REP can continue to provide the best value for Albertans.

In 2017, the competitive process for transmission infrastructure reached significant project milestones culminating in the execution of the second and final long-term contract with the AESO. This process began in 2014 when a party was selected through a competitive process to develop, design, construct, finance, own, operate and maintain the Fort McMurray West 500kV Transmission (FMW) Project. The term of the two contracts will collectively span a period of approximately 38 years. The AESO entered into a Project Agreement for the FMW project with the selected party on September 28, 2017. The energization date for the FMW project was March 28, 2019. During 2018, the AUC approved the tariff application which set out the rates to be paid by the AESO for the use of the owner's transmission facility. The rates are based on the terms and conditions and pricing resulting from the competitive process as set out in the Project Agreement. The AESO will continue ongoing work on the completion processes, tools and engineering work required to support the project energization.

In March 2018, the AESO began the construction of an expansion of the AESO's system coordination facility to construct an adjacent office building which will accommodate additional operational staff in close

proximity to the real-time operations with plans for occupancy in mid-2019. The construction costs are estimated at \$22 million for an additional 42,000 square feet of space.

As the AESO looks to the future it remains dedicated to reliability and ensures continual advancement in Critical Infrastructure Protection (CIP) standards and cyber security requirements, as well as advancement of the AESO's EMS sustainment program to support reliability and operation of the evolving, complex market and electric systems.

Risk Management

The AESO is exposed to various risks in the normal course of business. Many of these are similar to risks faced by other companies including independent electric system operators and wholesale market operators.

The AESO Board is responsible for understanding and providing oversight for principal risks associated with the AESO's duties and responsibilities. AESO Management is responsible for the ongoing operations of the organization including integrating risk management into operations.

The risk management processes that the AESO has developed are designed to proactively identify the risks confronting the AESO, to assess the impact and likelihood of those risks occurring and to determine mitigation strategies to acceptable levels of residual risk.

Risk management is a key element of organizational governance and is characterized by a philosophy of continuous improvement. The key features of the AESO's governance and internal control environment, which facilitate the AESO's risk management processes, are as follows:

- The AESO is established by the EUA. The AESO's business and affairs are governed by Members of the AESO (Members). Members are individuals who are independent from any person having a material interest in the Alberta electricity industry and are appointed by the Alberta Minister of Energy. The Members function as a board of directors (AESO Board) and act in the public interest. The *Alberta Public Agencies Governance Act* is legislation applicable to the AESO that addresses certain duties of the AESO as a "public agency" under that Act.
- AESO policies are developed and approved by the AESO Board or the President and Chief Executive Officer as delegated by the AESO Board. AESO policies are communicated to employees and, as appropriate, to contractors. AESO policies are reviewed on a regular basis and are accessible by employees at all times.
- The AESO is committed to maintaining a high level of ethics and integrity. The AESO Board and AESO Management foster these values throughout the organization and administering an *AESO Complaint Policy*. The AESO maintains a code of conduct applicable to its Members, officers, employees and contractors, which serves as a framework for these individuals when they are faced with difficult situations where laws and regulations may not provide sufficient direction and assistance. The *AESO Code of Conduct* is a policy that all employees must abide by. All employees must acknowledge their agreement with that policy when hired and review it at least annually to confirm compliance/non-compliance. Contractors of the AESO have similar requirements, as appropriate, given the nature of their work for the AESO. Each Member of the AESO Board is bound by the *AESO Code of Conduct* and similarly provides an annual confirmation of their compliance/non-compliance.
- AESO Management is responsible for establishing and maintaining adequate internal controls over financial reporting. These controls are designed to provide reasonable assurance regarding the reliability of financial reporting and the preparation of financial statements for external purposes in accordance with International Financial Reporting Standards. Internal controls over financial reporting, no matter how well designed, have inherent limitations and provide only reasonable assurance with respect to financial statement preparation. Accordingly, they may not prevent or detect all misstatements or fraud and error.

The AESO conducts an annual assessment of the design and effectiveness of its internal controls over financial reporting based on an accepted industry framework. The framework adopted by the AESO for this assessment is the Internal Control – Integrated Framework (2013) issued by the Committee of Sponsoring Organizations of the Treadway Commission (COSO). Based on this assessment, AESO Management has concluded that, as of December 31, 2018, the AESO maintains, in all material respects, effective internal controls over financial reporting.

- The Audit Committee provides oversight, in accordance with the Audit Committee Charter, on the system of internal controls, the systems for managing risk, the external audit process and the AESO's process for monitoring compliance with laws and regulations, with a view to adopt best practices, as appropriate.
- The AESO's Controls and Audit Services function provides the AESO with an objective and independent assessment of internal controls, coordinates and reports on risk management activities and identifies opportunities for improvement. The Controls and Audit Services function reports directly to the Audit Committee and, if required, discusses matters with the Audit Committee independent of AESO Management.
- AESO Management identifies and reports any significant risks to the AESO Board and the appropriate AESO Board Committee on a regular basis and provides updates on the implementation of mitigation strategies that are undertaken to address these.
- The AESO, its Members, officers, employees and contractors are extended a degree of statutory liability protection consistent with the AESO's public interest mandate.
- The AESO carries insurance coverage that is reviewed and approved as appropriate by the AESO Board, through the Audit Committee. The insurance coverage may not be adequate to cover all possible risks and the proceeds of any insurance claim may not be adequate to cover all potential losses.

Forward-looking Statements

This MD&A contains forward-looking statements that are subject to certain assumptions and risks that create uncertainties. These assumptions and risks could cause actual results to differ materially from results anticipated by the forward-looking statements.

Additional Information

Additional information relating to the AESO can be found on the corporate website at www.aeso.ca



2018 YEAR IN REVIEW

FINANCIAL STATEMENTS AND NOTES

MANAGEMENT'S RESPONSIBILITY FOR FINANCIAL REPORTING

The financial statements of the Alberta Electric System Operator (AESO) are the responsibility of management and have been approved by the AESO Board. These financial statements have been prepared by management in accordance with International Financial Reporting Standards, appropriate in the circumstances, and include the use of estimates and assumptions that have been made using management's best judgment. Financial information contained in the management's discussion and analysis of financial condition and results of operations (MD&A) is consistent with that in the financial statements.


To discharge its responsibility for financial reporting, management maintains a system of internal controls designed to provide reasonable assurance that the AESO's assets are safeguarded, that transactions are properly authorized and that financial information is relevant, accurate and available on a timely basis. Internal controls are reinforced through the *AESO Code of Conduct*, which set forth the AESO's commitment to conduct business with integrity and to comply with the law.

The AESO Board, through the Audit Committee, is responsible for ensuring management fulfils its responsibility for financial reporting and internal controls. The Audit Committee meets regularly with management, internal auditors and external auditors to discuss any significant accounting, internal control and auditing matters to determine that management is carrying out its responsibilities and to review and recommend the approval of the financial statements by the AESO Board.

The financial statements have been examined by Ernst & Young LLP, the AESO's external independent auditors who are engaged by the AESO Board. The responsibility of these external auditors is to examine the financial statements and express their opinion on the fairness of the financial statements in accordance with International Financial Reporting Standards. The external auditors' report outlines the scope of their examination and states their opinion. Internal and external auditors have access to the Audit Committee, with and without the presence of management.



Michael Law
President and Chief Executive Officer



Todd D. Fior, CPA, CA
Vice-President, Finance and Chief Financial Officer

INDEPENDENT AUDITORS' REPORT

To the Members of the Independent System Operator, operating as Alberta Electric System Operator, Board

Opinion

We have audited the financial statements of the Alberta Electric System Operator ("AESO"), which comprise the statements of financial position as at December 31, 2018 and 2017, and the statements of income and comprehensive income and cash flows for the years then ended, and notes to the financial statements, including a summary of significant accounting policies.

In our opinion, the accompanying financial statements present fairly, in all material respects the financial position of the AESO as at December 31, 2018 and 2017, and its financial performance and its cash flows for the years then ended in accordance with International Financial Reporting Standards (IFRSs).

Basis for Opinion

We conducted our audit in accordance with Canadian generally accepted auditing standards. Our responsibilities under those standards are further described in the *Auditor's Responsibilities for the Audit of the Financial Statements* section of our report. We are independent of the AESO in accordance with the ethical requirements that are relevant to our audit of the financial statements in Canada, and we have fulfilled our ethical responsibilities in accordance with these requirements. We believe that the audit evidence we have obtained is sufficient and appropriate to provide a basis for our opinion.

Other Information

Management is responsible for the other information. The other information comprises:

- Management's Discussion and Analysis of Financial Condition and Results of Operations

Our opinion on the financial statements does not cover the other information and we do not express any form of assurance conclusion thereon.

In connection with our audit of the financial statements, our responsibility is to read the other information, and in doing so, consider whether the other information is materially inconsistent with the financial statements or our knowledge obtained in the audit or otherwise appears to be materially misstated. We obtained Management's Discussion and Analysis of Financial Condition and Results of Operations prior to the date of this auditor's report. If, based on the work we have performed, we conclude that there is a material misstatement of this other information; we are required to report that fact. We have nothing to report in this regard.

Responsibilities of Management and Those Charged with Governance for the Financial Statements

Management is responsible for the preparation and fair presentation of the financial statements in accordance with IFRSs, and for such internal control as management determines is necessary to enable the preparation of financial statements that are free from material misstatement, whether due to fraud or error.

In preparing the financial statements, management is responsible for assessing the AESO's ability to continue as a going concern, disclosing, as applicable, matters related to going concern and using the going concern basis of accounting unless management either intends to liquidate the AESO or to cease operations, or has no realistic alternative but to do so.

Those charged with governance are responsible for overseeing the AESO's financial reporting process.

Auditor's Responsibilities for the Audit of the Financial Statements

Our objectives are to obtain reasonable assurance about whether the financial statements as a whole are free from material misstatement, whether due to fraud or error, and to issue an auditor's report that includes our opinion. Reasonable assurance is a high level of assurance, but is not a guarantee that an audit conducted in accordance with Canadian generally accepted auditing standards will always detect a material misstatement when it exists. Misstatements can arise from fraud or error and are considered material if, individually or in the aggregate, they could reasonably be expected to influence the economic decisions of users taken on the basis of these financial statements.

As part of an audit in accordance with Canadian generally accepted auditing standards, we exercise professional judgment and maintain professional skepticism throughout the audit. We also:

- Identify and assess the risks of material misstatement of the financial statements, whether due to fraud or error, design and perform audit procedures responsive to those risks, and obtain audit evidence that is sufficient and appropriate to provide a basis for our opinion. The risk of not detecting a material misstatement resulting from fraud is higher than for one resulting from error, as fraud may involve collusion, forgery, intentional omissions, misrepresentations, or the override of internal control.
- Obtain an understanding of internal control relevant to the audit in order to design audit procedures that are appropriate in the circumstances, but not for the purpose of expressing an opinion on the effectiveness of the AESO's internal control.
- Evaluate the appropriateness of accounting policies used and the reasonableness of accounting estimates and related disclosures made by management.
- Conclude on the appropriateness of management's use of the going concern basis of accounting and, based on the audit evidence obtained, whether a material uncertainty exists related to events or conditions that may cast significant doubt on the AESO's ability to continue as a going concern. If we conclude that a material uncertainty exists, we are required to draw attention in our auditor's report to the related disclosures in the financial statements or, if such disclosures are inadequate, to modify our opinion. Our conclusions are based on the audit evidence obtained up to the date of our auditor's report. However, future events or conditions may cause the AESO to cease to continue as a going concern.
- Evaluate the overall presentation, structure and content of the financial statements, including the disclosures, and whether the financial statements represent the underlying transactions and events in a manner that achieves fair presentation.

We communicate with those charged with governance regarding, among other matters, the planned scope and timing of the audit and significant audit findings, including any significant deficiencies in internal control that we identify during our audit.

Ernst + Young LLP

Calgary, Canada
February 14, 2019

STATEMENTS OF FINANCIAL POSITION

(in millions of Canadian dollars)

<i>As at December 31,</i>	2018	2017
Assets		
Current assets		
Cash and cash equivalents	\$ 155.4	\$ 113.4
Accounts receivable (note 3)	199.2	215.1
Other accounts receivable (note 4)	16.8	-
Prepays and deposits	7.3	7.6
	378.7	336.1
Non-current assets		
Long-term other accounts receivable (note 4)	21.6	8.8
Long-term prepaids (note 5)	33.0	36.8
Intangible assets, net (note 6)	53.9	60.3
Property, plant and equipment, net (note 7)	37.0	31.5
	\$ 524.2	\$ 473.5
Liabilities		
Current liabilities		
Accounts payable and accrued liabilities (note 8)	\$ 369.9	\$ 335.7
Deferred revenue	-	0.2
Other accounts payable (note 9)	0.2	39.9
Security deposits (note 15)	2.3	1.4
Bank debt (note 10)	103.0	43.1
	475.4	420.3
Non-current liabilities		
Long-term payables (note 11)	48.5	52.5
Asset retirement obligation (note 12)	0.3	0.7
	\$ 524.2	\$ 473.5
Equity (note 1)		
	\$ 524.2	\$ 473.5

Commitments and contingencies (notes 13 and 14)

See accompanying notes to the financial statements.

STATEMENTS OF INCOME AND COMPREHENSIVE INCOME

For the year ended December 31 (in millions of Canadian dollars)

	2018	2017
Revenue		
Revenue from contracts with market participants		
Transmission tariff	\$ 2,202.6	\$ 1,949.0
Energy market charge	50.4	39.1
Renewable electricity program charges	5.5	5.2
Load settlement charge	1.4	1.2
	2,259.9	1,994.6
Interest and other	2.0	1.3
	2,261.9	1,995.8
Operating costs and expenses		
Wires costs	1,724.8	1,685.1
Ancillary services costs	277.9	114.9
Transmission line losses	96.7	50.7
General and administrative (note 19)	111.1	103.0
Other industry costs	23.9	21.2
Amortization and depreciation (notes 6 and 7)	26.1	20.4
Interest expense (note 20)	1.4	0.5
	2,261.9	1,995.8
Net income and comprehensive income	\$ -	\$ -

See accompanying notes to the financial statements.

STATEMENTS OF CASH FLOWS

For the year ended December 31 (in millions of Canadian dollars)

	2018	2017
Operating activities		
Net income	\$ -	\$ -
Items not affecting cash		
Amortization and depreciation (notes 6 and 7)	26.1	20.4
Accretion of asset retirement provision (note 12)	(0.4)	0.0
Change in long-term other accounts receivable (note 4)	(12.8)	(4.3)
Change in long-term prepaids (notes 5 and 13)	3.8	(10.6)
Change in long-term payables (note 11)	(4.0)	(8.1)
Change in non-cash operating working capital balances		
Accounts receivable (note 3)	15.9	(126.0)
Other accounts receivable (note 4)	(16.8)	-
Prepaids and deposits	0.3	(1.0)
Accounts payable and accrued liabilities (note 8)	31.2	182.0
Deferred revenues	(0.2)	(5.4)
Other accounts payable (note 9)	(39.7)	18.7
Security deposits (note 15)	0.9	(0.0)
Net cash provided by operating activities	4.3	65.7
Investing activities		
Additions to intangible assets (note 6)	(13.8)	(17.4)
Additions to property, plant and equipment (note 7)	(11.3)	(6.3)
Change in non-cash investing working capital balances		
Accounts payable and accrued liabilities (note 8)	2.9	(3.3)
Net cash used in investing activities	(22.2)	(27.0)
Financing activities		
Change in debt financing (note 10)	59.9	43.1
Net cash provided by financing activities	59.9	43.1
Increase in cash position	42.0	81.8
Beginning of year	113.4	31.6
End of year	155.4	\$ 113.4
Cash interest paid (note 10)	\$ 1.9	\$ 0.8

See accompanying notes to the financial statements.

NOTES TO THE FINANCIAL STATEMENTS

(All amounts are in millions of Canadian dollars unless otherwise indicated)

1. Nature of Operations

The Independent System Operator (ISO), operating as the Alberta Electric System Operator (AESO), is a statutory corporation established on June 1, 2003, under the *Electric Utilities Act* (EUA) of the Province of Alberta.

The AESO is responsible for operating Alberta's fair, efficient and openly competitive energy market for electricity; determining the order of dispatch of electric energy and ancillary services; providing system access service on the transmission system; directing the safe, reliable and economic operation of the interconnected electric system; planning the capability of the transmission system to meet future needs; developing, implementing and administering the renewable electricity program; and administering load settlement.

The AESO's business is governed by Members of the AESO (Members). Members are individuals who are independent from any person or entity having a material interest in the Alberta electricity industry and are appointed by the Alberta Minister of Energy. The Members function as a board of directors (AESO Board) and act in the public interest. As at December 31, 2018, the AESO Board has four committees: Audit Committee; Human Resources Committee; Governance and Nominations Committee; and Power System Committee.

The EUA requires that charges to industry, including the transmission tariff, energy market charge, renewable electricity program charges and load settlement charge, be set to recover the costs required to operate the AESO, and that the AESO be operated so no profit or loss results on an annual basis from its operations. The AESO has no equity and accordingly these statements contain no Statement of Changes in Equity.

2. Summary of Significant Accounting Policies

STATEMENT OF COMPLIANCE ► These financial statements have been prepared by management in accordance with International Financial Reporting Standards (IFRS) as issued by the International Accounting Standards Board (IASB).

The AESO Board authorized these financial statements for issue February 14, 2019.

BASIS OF MEASUREMENT ► The financial statements have been prepared on the historical cost basis except for financial instruments that are measured at fair value.

FUNCTIONAL AND PRESENTATION CURRENCY ► The financial statements are presented in millions of Canadian dollars, which is the AESO's functional currency.

SIGNIFICANT ACCOUNTING JUDGMENTS AND ESTIMATES ► The preparation of these financial statements requires management to select appropriate accounting policies and to make judgments, estimates, and assumptions that could affect the reported amounts of assets, liabilities, revenues, expenses and disclosures of contingent assets and liabilities during the period. Most often these estimates and judgments concern matters that are inherently complex and uncertain. Judgments and

estimates are reviewed on an on-going basis; changes to accounting estimates are recognized prospectively.

The key judgments and sources of estimation uncertainty are described below:

- **Useful lives of intangible assets and property, plant and equipment** - Useful lives are determined based on past experience and current facts, taking into account future expected usage and potential for technological obsolescence.
- **Asset retirement obligation** - Measurement of the AESO's asset retirement obligation requires the use of estimates with respect to the amount and timing of the asset retirement; the extent of site remediation required; and related future cash flows, inflation rates and discount rates. The estimated obligation is present valued using a risk-adjusted, market-based discount rate. A change in estimated cash flows, market interest rates, or timing could have a material impact on the carrying amount of the obligation.
- **Impairment of long-lived assets** - The AESO conducts impairment tests on long-lived assets annually and where impairment indicators exist.

REVENUE RECOGNITION ► The AESO's revenue is derived through four separate charges: (i) transmission tariff; (ii) energy market charge; (iii) Renewable Electricity Program charges; and (iv) load settlement charge. Each of these charges is set to recover the costs directly attributable to a specific service as well as a portion of the shared corporate services costs. Consistent with the requirements of the EUA, which requires the AESO to operate with no annual profit or loss, revenue is recognized equivalent to the aggregate of annual operating costs on a service area basis.

Transmission tariff revenue is recognized on a monthly basis consistent with the billing cycle in which the AESO invoices market participants for transmission system access services. Revenues are based on the metered demand and energy for system access service, as specified in the Alberta Utilities Commission (AUC) - approved tariff rates.

When a market participant reduces or terminates contract capacity for system access service, a lump sum payment may be required in lieu of notice under the terms of the transmission tariff. A payment received by the AESO in advance of the effective date of a change to a system access service agreement is recognized as deferred revenue and subsequently recognized as transmission tariff revenue on the effective date of the change.

Energy market charge revenue is recognized on a monthly basis consistent with the billing cycle in which the AESO invoices market participants to recover the costs of operating the real-time energy market. Revenues are based on the per-megawatt-hour energy market charge and the volume of energy traded through the power pool.

Renewable Electricity Program revenue is recognized as the AESO invoices market participants during each competition and in accordance with renewable electricity support agreements. Revenues are based on the costs directly attributable to the renewable electricity program services.

Load settlement revenue is recognized as the AESO invoices load settlement agents. Revenues are based on the costs directly attributable to the load settlement services.

Payment of transmission tariff and energy market revenue is generally due on the twentieth (20) business day following the month in which the revenue is recognized. Amounts receivable represent the AESO's right to an amount of consideration that is unconditional (i.e., only the passage of time is required before

payment of the consideration is due). Payment terms for all other revenue is typically within 30 days of receipt of an invoice.

The AESO utilizes deferral accounts to record the differences between revenues collected and costs paid with the amounts recognized as other accounts receivable or other accounts payable. On an individual basis for the transmission, energy market, Renewable Electricity Program and load settlement services, in circumstances where collections are greater than costs, the surplus is recorded as a reduction in revenue, recognized as other accounts payable and subsequently refunded. In circumstances where collections are less than costs, the shortfall is recorded as revenue, recognized as other accounts receivable and subsequently collected. The refunds or collections are settled with market participants for the transmission, energy market, and Renewable Electricity Program services and with the owners of electric distribution systems and wires service providers for load settlement services.

Interest and other revenue represents revenue received from third parties and includes, but is not limited to, bank interest and interest on past due accounts; cancellation and performance forfeitures by market participants; a government grant; sublease rent and services; market participant fees; and cost recoveries for training courses. Interest and other revenue are recognized on the accrual basis as the revenue is earned.

As directed in the *Alberta Utilities Commission Act*, the AESO is required to provide funding for the Market Surveillance Administrator (MSA), a separate statutory corporation. The amounts paid by the AESO are recovered through the energy market charge as directed in the EUA. The energy market charge included in the AESO's statement of income and comprehensive income does not include amounts recovered related to the MSA's funding requirements and the AESO's costs do not include amounts related to the operations of the MSA.

Revenues are measured at the fair value of the consideration received or receivable.

OTHER ACCOUNTS RECEIVABLE/PAYABLE ► As the EUA requires the AESO to be managed with no profit or loss on an annual basis from its operations, differences in revenues collected and costs paid are: recorded as adjustments to revenue; recognized as other accounts receivable or other accounts payable; and subsequently collected or refunded. The collection of deferral account shortfalls and payment of deferral account surpluses is embodied in the legislative rights granted in the EUA and *Renewable Electricity Act* (REA) to the AESO Board or AUC. Settlement of the surplus or shortfall occurs through deferral account adjustment riders as part of the transmission tariff, deferral account applications submitted to the AUC, adjustments to the energy market trading charge or at the occurrence of future renewable energy competitions and operations.

The AESO recognizes amounts as long-term other assets or other liabilities when the collection or refund is expected to occur beyond one year from the date of the statement of financial position.

OFFSETTING FINANCIAL INSTRUMENTS ► Financial assets and financial liabilities are offset and the net amount is reported in the statement of financial position if there is a legally enforceable right to offset the recognized amounts, and if the AESO intends either to settle on a net basis or to realize the assets and settle the liabilities simultaneously.

CASH AND CASH EQUIVALENTS ► Cash and cash equivalents consist of cash and term deposits issued by credit-worthy financial institutions with maturities within three months from the date of acquisition.

INTANGIBLE ASSETS ► Intangible assets are recorded at cost less accumulated amortization. Cost includes the purchase price, plus any additional costs directly attributable to the development of the asset and preparing the asset for its intended use. Such costs include staff, consulting resources and borrowing costs incurred during the development of qualifying assets.

Maintenance and repair costs which do not enhance or extend the useful life of the asset are expensed as incurred.

Amortization is calculated on a straight-line basis over the estimated useful lives of the assets. No amortization is provided on intangible assets under development. The expected useful lives, amortization method and residual values of the assets are reviewed annually, with any changes accounted for on a prospective basis. Amortization periods for intangible assets are shown in the following table.

Computer software	5 to 7 years; or Over the term of the licence agreement for customization of Software as a Service
-------------------	---

Intangible assets are retired when they are fully amortized and derecognized when no future benefits are expected to arise from their use.

PROPERTY, PLANT AND EQUIPMENT ► Property, plant and equipment are recorded at cost less accumulated depreciation. Cost includes the purchase price, plus any additional costs directly attributable to the construction of the asset and preparing the asset for its intended use. Such costs include materials, staff, consulting resources, borrowing costs incurred during construction for qualifying assets and asset retirement costs.

Maintenance and repair costs which do not enhance or extend the useful life of the asset are expensed as incurred.

Depreciation is calculated on a straight-line basis over the estimated useful lives of the assets. No depreciation is provided on assets under construction. The expected useful lives, depreciation method and residual values of the assets are reviewed annually, with any changes accounted for on a prospective basis. Depreciation periods for property, plant and equipment are shown in the following table.

System coordination facility	Over the land lease term ending in 2060
Computer hardware	4 to 7 years
Backup coordination centre	Over the lease term ending in 2033
Leasehold improvements	Over the applicable lease terms ending in 2024
Furniture and office equipment	10 years

Property, plant and equipment are retired when they are fully depreciated and derecognized when no future benefits are expected to arise from their use.

CAPITALIZED BORROWING COSTS ► Borrowing costs directly incurred during a development or construction period of substantial duration are added to the cost of the asset. Qualifying assets are those

that take a substantial period of time to develop or construct and are developed over periods of time exceeding 12 months. Borrowing costs are considered to be directly attributable if they could have been avoided if the expenditure on the qualifying asset had not been made. Borrowing cost capitalization commences when expenditures and borrowing costs are incurred and ceases when the qualifying asset is substantially complete and ready for its intended use.

IMPAIRMENT OF INTANGIBLE ASSETS AND PROPERTY, PLANT AND EQUIPMENT ► Impairment indicators for intangible assets with finite useful lives and property, plant and equipment are reviewed annually or whenever events or changes in circumstance may indicate possible impairment. Impairment is assessed at the cash-generating unit level to which the asset belongs. Impairment charges, when identified, are included in amortization and depreciation on the Statement of Income and Comprehensive Income. Under the legislative requirements associated with the AESO's financial operations, any asset impairment charges that might occur would be fully recoverable.

ASSET RETIREMENT OBLIGATIONS ► Decommissioning liabilities are legal and constructive obligations for decommissioning assets. The fair value approximates the cost a third party would charge to perform the tasks necessary to retire the asset and is recognized at the present value of expected future cash flows. Decommissioning liabilities are added to the carrying amount of the associated asset and depreciated over its estimated useful life. The corresponding liability is accreted over time through charges to earnings and is reduced by actual costs of decommissioning. Decommissioning liabilities may change as a result of a new decommissioning cost estimate or the timing of the obligation.

PROVISIONS AND CONTINGENCIES ► Provisions are recognized when a present obligation (legal or constructive) is a result of a past event, it is probable that an outflow of resources will be required to settle the obligation, and the amount can be reliably estimated. The amount recognized as a provision is the best estimate of the expenditure required to settle the obligation at the end of the reporting period.

If the effect is material, provisions are determined by discounting the expected future cash flows at a risk-adjusted, market-based discount rate. If discounting is used, the increase in the provision due to the passage of time is recognized in interest expense.

A contingent liability is a possible obligation, and a contingent asset is a possible asset, that arises from past events and whose existence will be confirmed only by the occurrence or non-occurrence of one or more uncertain future events not wholly within the control of the AESO. A contingent liability may also be a present obligation that arises from past events that is not recognized because it is not probable that an outflow of economic resources will be required to settle the obligation or the amount of the obligation cannot be measured reliably.

Neither contingent liabilities nor assets are recognized in the financial statements. However, a contingent liability is disclosed, unless the possibility of an outflow of resources is remote. A contingent asset is only disclosed where an inflow of economic benefits is probable.

EMPLOYEE BENEFITS OBLIGATIONS ► A liability is recognized for a present legal or constructive obligation to pay an amount as a result of past service provided by employees, and the obligation can be estimated reliably. The liability recognizes the amount expected to be paid for short-term employee benefits such as the short-term incentive plan; paid annual leave; paid sick leave; post-employment benefits; and termination benefits.

LEASES ► When an arrangement is entered into for the use of capital assets, the arrangement is evaluated to determine whether it contains a lease. A specific asset would qualify as a lease if fulfilment

of the arrangement is dependent on the use of the specific asset. An arrangement constitutes the right to use the asset if the AESO has the right to control the use of the underlying asset. When an arrangement is determined to be a lease, the lease is classified as either operating or financing depending on whether substantially all the risks and rewards of the asset have been transferred.

LONG-TERM PREPAIDS ► The AESO recognizes advance cash payments associated with operating leases, information technology licences and ancillary service agreements with terms longer than one year from the statement of financial position date as long-term assets.

LONG-TERM PAYABLES ► A generating unit connected to the Alberta Interconnected Electric System is required to pay the AESO a generating unit owner's contribution which is refundable over a period of not more than 10 years, subject to satisfactory annual performance. The carrying amount of the contributions is measured as the amount required to settle the obligations at the end of the reporting period. The AESO recognizes refundable amounts as long-term liabilities when the refund term is longer than one year from the statement of financial position date.

FINANCIAL INSTRUMENTS ► A financial instrument is any contract that gives rise to a financial asset of one entity and a financial liability or equity instrument of another entity.

- **Financial Assets** - Except for those trade receivables that do not contain a significant financing component and are measured at the transaction price in accordance with *IFRS 15 Revenue from Contracts with Customers*, all financial assets are initially measured at fair value and adjusted for transaction costs (where applicable). Financial assets are classified at initial recognition and subsequently measured at amortized cost, fair value through other comprehensive income, or fair value through profit or loss. The classification is determined by both the AESO's model for managing the financial asset and the contractual cash flow characteristics of the financial asset.
- **Financial Liabilities** - All financial liabilities are recognized initially at fair value and adjusted for transaction costs (where applicable). Financial liabilities are classified at initial recognition and subsequently measured at amortized cost, except for financial liabilities, which are measured at fair value through profit or loss.

COMPREHENSIVE INCOME ► As the AESO does not have any other comprehensive income, net income equals comprehensive income.

NEW STANDARDS, INTERPRETATIONS AND AMENDMENTS EFFECTIVE ► The AESO has adopted new accounting pronouncements, which have become effective this year as follows:

- **IFRS 9 Financial Instruments** - The standard replaces *International Accounting Standard (IAS) 39 Financial Instruments: Recognition and Measurement* and all previous versions of IFRS 9 for annual periods beginning on or after January 1, 2018. The standard provides guidance and requirements on classification and measurement of financial assets and liabilities, impairment and hedging. The AESO adopted the standard retrospectively, as of the effective date. Additionally, the AESO adopted consequential amendments to *IFRS 7 Financial Instruments: Disclosures* that were applied to 2018 and to the comparative period.

While the adoption of IFRS 9 did not have a significant impact on the AESO's financial results or position, it did result in new classifications of financial instruments, but with no corresponding change to their carrying values.

- IFRS 15 Revenue From Contracts With Customers** - The standard provides a framework that replaces the existing revenue recognition guidance. Entities apply a five-step model to determine when to recognize revenue and at what amount. The model specifies that revenue should be recognized when (or as) an entity transfers control of goods or provides services to a customer at the amount to which the entity expects to be entitled. The AESO has adopted the new standard on the effective date, January 1, 2018, using the full retrospective method. While the adoption of IFRS 15 did not have a significant impact on the AESO's financial results or position, it did result in certain changes to presentation and disclosure.

NEW STANDARDS, INTERPRETATIONS AND AMENDMENTS NOT YET EFFECTIVE ► The following standard is not yet effective and has not been applied in preparing these financial statements.

- IFRS 16 Leases** - The standard replaces *IAS 17 Leases*. The standard provides guidance and requirements for lessees for a single recognition and measurement model for leases with required recognition of assets and liabilities for most leases. The standard is effective for annual periods beginning on or after January 1, 2019, with early adoption permitted when also applying *IFRS 15 Revenue from Contracts with Customers*. The AESO will adopt the new standard on the effective date.

The AESO will adopt IFRS 16 by applying the modified retrospective method, with the cumulative effect of initially applying the Standard recognized at the date of initial application. The AESO will elect to apply the standard to contracts that were previously identified as leases and which were previously accounted for by the application of IAS 17. The AESO will recognize the lease liability as the present value of the remaining lease payments, discounted using the incremental borrowing rate at the date of initial application and recognize a right-of-use asset at an amount equal to the lease liability.

The AESO will elect to apply the exemptions available within the standard on lease contracts for which the lease terms ends within 12 months as of the date of initial application, and lease contracts for which the underlying asset is of low value.

The impact of IFRS 16 adoption on the Statement of Financial Position as at January 1, 2019, is expected to be as follows:

Impact on the statement of financial position (increase/(decrease)):

As at	January 1, 2019
Property, plant and equipment (right-of-use assets)	27.2
Prepays and deposits	(2.9)
Liabilities	24.3

COMPARATIVE FIGURES ► Certain comparative figures have been reclassified to conform to the current period's presentation.

3. Accounts Receivable

The transmission settlement receivables are subject to offsetting (*note 18*).

As at	Dec 31, 2018	Dec 31, 2017
Transmission settlement, net	192.4	206.7
Energy market settlement	6.2	7.7
Trade	0.6	0.7
	199.2	215.1

4. Other Accounts Receivable

As at	Dec 31, 2018	Dec 31, 2017
Current		
Transmission receivable	9.8	-
Energy market receivable	6.8	-
Load settlement receivable	0.2	-
	16.8	-
Non-current		
Long-term Renewable Electricity Program receivable	13.0	8.8
Long-term Energy market receivable	8.6	-
	21.6	8.8

5. Long-term Prepaids

As at	Dec 31, 2018	Dec 31, 2017
Licenses and maintenance	0.5	1.2
Prepaid rent	3.3	3.5
Prepaid reliability services agreement (<i>note 13</i>)	29.2	32.1
	33.0	36.8

6. Intangible Assets

	Computer Software	Intangible Assets Under Development	Total
Cost:			
January 1, 2017	102.2	27.0	129.2
Additions	16.0	1.4	17.4
Transfers	23.6	(23.6)	-
Retirements	(34.4)	-	(34.4)
December 31, 2017	107.4	4.8	112.2
Additions	9.0	4.8	13.8
Transfers	1.6	(1.6)	-
Write-off	-	(3.3)	(3.3)
Retirements	(18.1)	-	(18.1)
December 31, 2018	99.9	4.7	104.6
Accumulated amortization:			
January 1, 2017	71.2	-	71.2
Amortization	15.1	-	15.1
Retirements	(34.4)	-	(34.4)
December 31, 2017	51.9	-	51.9
Amortization	16.9	-	16.9
Retirements	(18.1)	-	(18.1)
December 31, 2018	50.7	-	50.7
Net Book Value:			
December 31, 2017	55.5	4.8	60.3
December 31, 2018	49.2	4.7	53.9

Intangible assets under development relate to intangible assets associated with various computer software development projects that were not commissioned or operational by the end of the year.

For the 12 months ended December 31, 2018, \$4.2 million of payroll costs associated with staff directly involved in preparing intangible assets for their intended use have been capitalized (2017 – \$5.4 million).

The additions of intangible assets include less than \$0.1 million (2017 – \$0.2 million) of capitalized borrowing costs at an average rate of 2.7 per cent (2017 – 2.1 per cent).

7. Property, Plant and Equipment

	System Coordination Facility	Computer Hardware	Backup Coordination Centre	Leasehold Improvements	Furniture and Office Equipment	Assets Under Construction	Total
Cost:							
January 1, 2017	23.5	31.2	2.0	1.2	1.1	8.6	67.6
Additions	1.3	3.0	-	0.1	0.0	1.9	6.3
Transfers	0.0	7.9	-	-	-	(7.9)	-
Retirements	-	(17.0)	-	-	-	-	(17.0)
December 31, 2017	24.8	25.1	2.0	1.3	1.1	2.6	56.9
Additions	0.0	3.0	-	-	0.0	8.3	11.3
Transfers	-	0.1	-	-	-	(0.1)	-
Retirements	-	(4.0)	-	-	-	-	(4.0)
December 31, 2018	24.8	24.2	2.0	1.3	1.1	10.8	64.2
Accumulated depreciation:							
January 1, 2017	12.3	23.5	0.3	0.5	0.5	-	37.1
Depreciation	0.3	4.8	0.1	0.1	0.0	-	5.3
Retirements	-	(17.0)	-	-	-	-	(17.0)
December 31, 2017	12.6	11.3	0.4	0.6	0.5	-	25.4
Depreciation	0.3	5.1	0.0	0.3	0.1	-	5.8
Retirements	-	(4.0)	-	-	-	-	(4.0)
December 31, 2018	12.9	12.4	0.4	0.9	0.6	-	27.2
Net Book Value:							
December 31, 2017	12.2	13.8	1.6	0.7	0.6	2.6	31.5
December 31, 2018	11.9	11.8	1.6	0.4	0.5	10.8	37.0

Assets under construction relate to property, plant and equipment in development that was not commissioned or operational by the end of the year.

For the 12 months ended December 31, 2018, \$0.5 million of payroll costs associated with staff directly involved in preparing property, plant and equipment for their intended use have been capitalized (2017 – \$0.5 million).

The additions of property, plant and equipment include \$0.1 million (2017 – \$0.3 million) of capitalized borrowing costs at an average rate of 2.7 per cent (2017 – 2.1 per cent).

8. Accounts Payable and Accrued Liabilities

The transmission settlement payables are subject to offsetting (*note 18*).

As at	Dec 31, 2018	Dec 31, 2017
Transmission settlement, net	273.1	232.6
Energy market settlement	69.4	79.3
Trade payables	5.0	3.8
Generating unit owner's contribution (<i>note 11</i>)	8.6	8.3
Accrued liabilities	13.8	11.7
	369.9	335.7

9. Other Accounts Payable

As at	Dec 31, 2018	Dec 31, 2017
Transmission payable	-	35.4
Energy market payable	-	4.4
Load settlement payable	-	0.1
MSA payable	0.2	0.0
	0.2	39.9

10. Bank Debt

In July 2018, the AESO entered into a credit agreement, which increased the existing unsecured demand revolving loan credit facility from \$160 million to \$300 million. The facility provides that the borrowings may be made by way of fixed rate advances or bankers' acceptances, which bear interest at the rates at the bank's prime rates, or at bankers' acceptance rates plus a stamping fee. There is an option to request letters of credit under the credit facility.

At December 31, 2018, \$103.0 million (2017 – \$43.1) was drawn on the available credit facility and a \$10.0 million letter of credit was issued as security for operating reserve procurement.

The amount of interest paid during 2018 was \$1.9 million (2017 – \$0.8 million) at an average interest rate of 2.7 per cent (2017 – 2.1 per cent).

11. Long-term Payables

Under the terms of the transmission tariff, a market participant is required to pay a generating unit owner's contribution. The contribution amount is determined based on variable terms in accordance with the transmission tariff. A market participant is entitled to a refund of the generating unit owner's contribution in annual amounts during the refund period which is not more than 10 years. The eligibility for the annual refund amount is dependent on the generation facility meeting specified performance criteria.

	Total
January 1, 2017	60.6
Contributions received	0.2
Contributions reclassified to current (<i>note 8</i>)	(8.3)
December 31, 2017	52.5
Contributions received	5.2
Contributions forfeited	(0.6)
Contributions reclassified to current (<i>note 8</i>)	(8.6)
December 31, 2018	48.5

12. Asset Retirement Obligation

The land on which the AESO's system coordination facility resides must be returned to its original state at the conclusion of the land lease in 2060 on request by the landlord, the Government of Alberta. The asset retirement obligation recognizes the approximate third party costs for the decommissioning based on the timing of expected cash flows.

The AESO has estimated the net present value of the decommissioning liability based on an independent third party valuation of current costs to dismantle the system coordination facility and restore the land.

The present value of the decommissioning liability is \$0.3 million (2017 - \$0.7 million). The total undiscounted future liability is estimated to be \$3.4 million (2017 - \$5.6 million). The AESO has calculated the present value of the obligation using a discount rate of 5.6 per cent (2017 - 4.8 per cent) to reflect the market assessment of the time value of money and an inflation rate of 2.0 per cent (2017 - 2.0 per cent).

13. Commitments

- (i) The AESO is committed to operating leases for real estate that have expiry dates between 2024 and 2033. Renewal options exist to extend certain leases to dates ranging between 2053 and 2060. The estimated future minimum lease payments associated with these non-cancellable operating leases for the initial lease terms are as follows:

	As at December 31, 2018
No later than 1 year	6.1
Later than 1 year and no later than 5 years	24.9
Later than 5 years	13.5
	44.5

The AESO, as a sub-landlord, has entered into a sublease agreement for a portion of the system coordination facility with expiry in 2025 and renewal options to extend the sublease to 2045. The estimated future minimum sublease payments expected to be received under this non-cancellable sublease are \$1.1 million.

During the year ended December 31, 2018, \$6.2 million (2017 - \$6.0 million) was recognized as an expense in respect of these operating leases and \$0.2 million (2017 - \$0.1 million) was recognized as revenue in respect of the sublease.

- (ii) To fulfil the duties of the AESO in accordance with the EUA, the AESO manages the procurement of ancillary services through contracts with third-party suppliers. These ancillary services include operating reserves, reliability services, load shed, system restoration and transmission must-run. The contracts are for future generation capacity and load reduction capabilities with expiry dates ranging from 2019 to 2030, in addition to short-term contracts for operating reserves. The amount to be paid under each contract is dependent on fixed and variable terms. Variable terms include items such as commodity prices, dispatch volumes and frequency of events and are determined when the services are provided. The fixed payments associated with the service contracts are as follows:

	As at December 31, 2018
No later than 1 year	7.4
Later than 1 year and no later than 5 years	9.5
Later than 5 years	-
	16.9

- (iii) In 2015, the AESO entered into a 15-year reliability services agreement with Powerex Corp. for the provision of certain emergency energy services from British Columbia, including grid restoration balancing support in the event of an Alberta blackout and emergency energy in the event of supply shortfall. The total cost of the agreement is \$42.9 million was paid in equal amounts in the three-year period from 2015 to 2017. As the payments were made, they were recognized as long-term prepaids on the statement of financial position and amortized on a straight-line basis over the 15-year term of the agreement.

	Total
January 1, 2017	20.7
Payment made	14.3
Payment reclassified to current	(2.9)
December 31, 2017	32.1
Payment reclassified to current	(2.9)
December 31, 2018	29.2

- (iv) Under the direction of the EUA, the AESO established and executed an AUC-approved competitive process for transmission infrastructure and in December 2014, selected the party to develop, design, build, finance, own, operate and maintain the Fort McMurray West 500 kV Transmission Project. In February 2017, the AUC granted the permit and license for this transmission project. In January 2018, the AUC approved the transmission facility owner's tariff rates, which are based upon the monthly amounts in the project agreement between the AESO and the transmission facility owner.

The AESO is obligated to pay monthly amounts for the use of the transmission facilities over the operating period set out in the project agreement, which commences on the energization date for the transmission facilities (targeted to be in 2019) and continuing until the expiry of the agreement in approximately 35 years. The monthly amounts are applicable for the entire term of the agreement, subject to allowable adjustments (e.g., inflation). The amounts payable will be confirmed in future periods by the occurrence or non-occurrence of certain events (e.g., a termination of the project agreement would affect monthly amounts). The AESO will recover the monthly amounts paid to the transmission facility owner through the ISO tariff in the same manner that AUC-approved amounts paid to other transmission facility owners are recovered.

	As at December 31, 2018
No later than 1 year	46.6
Later than 1 year and no later than 5 years	527.9
Later than 5 years	3,122.5
	3,697.0

Pursuant to Section 37 of the *Electric Utilities Act*, each owner of an electric transmission facility must submit to the AUC for approval a tariff setting out the rates to be paid by the AESO to the owner for the use of the owner's transmission facility. The AESO pays seven other transmission

facility owners in the province for the use of their facilities in accordance with AUC-approvals. Each transmission facility owner operates in an AUC-approved service area and typically applies to the AUC for approval of its costs one to three years in advance, in contrast to the fore mentioned long-term contractual agreement with the AESO. For these transmission facility owners, uncertainties relating to the AUC-approved amounts and timing of future cash flows limit the reliability of quantifying similar financial obligations.

- (v) In December 2017, the AESO executed the first round of Renewable Electricity Support Agreements (RESA) for 600 megawatts with selected counterparties to promote the development of renewable generation in Alberta at a weighted average price of \$37 per megawatt hour. The facilities have a target commercial operation date of December 1, 2019. In December 2018, the AESO executed additional RESA's under round two and round three for 363 megawatts, at a weighted average price of \$39 per megawatt hour, and 400 megawatts at a weighted average price of \$40 per megawatt hour, respectively. Round two and three projects have a target commercial operation date of June 30, 2021. The agreements require the AESO to make variable payments or collections over a period of up to 20 years on the difference between the counterparty-specific contract price and the hourly pool prices for the actual volumes of electricity delivered to the Alberta Interconnected Electric System (AIES). The 20-year term begins on the commercial operation date.

The *Renewable Electricity Act* stipulates that the funding or settlement for RESA financial obligations, excluding fees for the development, implementation and administration of the Renewable Electricity Program (REP), is funded by or provided to the Minister of Energy.

14. Contingencies

As a result of events that have occurred, the AESO may become party to a claim or legal action arising in the normal course of business. While the outcome of these matters is uncertain, the AESO does not currently believe that the outcome related to these matters or any amount that the AESO may be required to pay would have a materially adverse effect on the AESO as a whole.

15. Security Deposits

Security requirements for market participant financial obligations in excess of their unsecured credit limits are met with cash deposits and letters of credit. All market participants who have financial obligations to the AESO must adhere to the ISO Rules and transmission tariff terms and conditions regarding security requirements. Unsecured credit is granted by the AESO to organizations (or guarantors) with an acceptable credit rating from an AESO-recognized bond rating agency; to organizations that do not have a credit rating if they qualify for an AESO-determined proxy credit rating; and to organizations that have an exempt status as determined through government legislation or AUC rulings. The unsecured credit granted by the AESO to an organization is limited based on the AESO's assessment of the organization's credit worthiness.

16. Key Management Compensation

Key management personnel include members of executive management and the AESO Board, a total of 20 individuals (2017 – 19 individuals). The compensation paid or payable to key management for services are as follows:

As at December 31,	2018	2017
Salaries and other short-term employee benefits	5.1	4.7

17. Government-Related Entities

The members of the AESO Board are appointed by the Minister of Energy of the Government of Alberta. Based on this relationship, the AESO's transactions and outstanding balances with the Government of Alberta and other entities in a similar related party relationship with the Government of Alberta are reported.

The AESO considers the following entities as government-related:

- **Balancing Pool:** established under the EUA to manage the transition to competition in Alberta's electric industry;
- **Alberta Utilities Commission (AUC):** established under the AUC Act to ensure that the delivery of Alberta's utility service takes place in a manner that is fair, responsible and in the public interest; and
- **Market Surveillance Administrator (MSA):** established under the AUC Act to monitor Alberta's electricity and retail natural gas markets to ensure that they operate in a fair, efficient and openly competitive manner.

Pursuant to the EUA, on an annual basis the Balancing Pool determines an annualized amount to pay distributions from its revenues to eligible consumers or collect shortfalls in its revenues from eligible consumers. The Government of Alberta guarantees the obligations of the Balancing Pool. Through the transmission tariff, the AESO facilitates the allocation of the annualized amount as directed in the EUA. In 2018, the annualized amount was a shortfall of \$189.3 million, of which \$32.5 million was payable as at December 31, 2018 (2017 – \$66.0 million due, of which \$11.8 million was payable as at December 31). The shortfall was collected or receivable from eligible consumers and due to the Balancing Pool.

The Balancing Pool is a market participant and was due \$985.6 million related to electricity sales in 2018, of which \$150.9 million was payable as at December 31, 2018 (2017 – \$549.9 million due, of which \$106.9 million was payable as at December 31).

The Balancing Pool owed the AESO \$36.3 million for contracts related to supply transmission services in 2018, of which \$4.9 million was receivable as at December 31, 2018 (2017 – \$22.7 million owed, of which \$3.6 million was receivable as at December 31).

As directed in the AUC Act, the AESO is required to pay an administration fee to the AUC. The amounts paid by the AESO are recovered through the transmission tariff and the energy market charge as directed in the EUA. In 2018, \$18.0 million was paid to the AUC (2017 – \$17.8 million).

As directed in the AUC Act, the AESO is required to provide funding for the MSA. The amounts paid by the AESO are recovered through the energy market charge as directed in the EUA. In 2018, \$4.0 million in payments were made to the MSA (2017 – \$2.2 million).

The AESO leases 12 acres of land in the Calgary area from the Minister of Infrastructure of the Government of Alberta. The land lease is for a 55-year term ending in 2060 which is comprised of an initial 20-year term which began in 2005 followed by several renewal options at the discretion of the AESO. In 2018, \$0.1 million of costs were incurred (2017 – \$0.1 million).

18. Financial Instruments

Financial Instrument	Classification	Measurement Basis	Associated Risks	Fair Value at December 31, 2018 and 2017
Cash and cash equivalents	Financial assets at amortized cost <i>(Held for trading at 2017)</i>	Initially at fair value, adjusted for transaction costs (where applicable) and subsequently at amortized cost	Liquidity risk	Carrying value approximates fair value due to short-term nature and variable interest rates
Accounts receivable Other accounts receivable	Financial assets at amortized cost <i>(Loans and receivables at 2017)</i>	Initially at transaction price and subsequently at amortized cost	Credit risk	Carrying value approximates fair value due to short-term nature
Long-term receivables	Financial assets at amortized cost <i>(Loans and receivables at 2017)</i>	Initially at transaction price and subsequently at amortized cost	Credit risk	Carrying value approximates fair value due to short-term nature
Accounts payable and accrued liabilities Other accounts payable Deferred revenue	Financial liability at amortized cost <i>(Other financial liabilities at 2017)</i>	Initially at fair value, adjusted for transaction costs (where applicable) and subsequently at amortized cost	Liquidity risk Market risk	Carrying value approximates fair value due to short-term nature
Security deposits	Financial liability at amortized cost <i>(Other financial liabilities at 2017)</i>	Initially at fair value, adjusted for transaction costs (where applicable) and subsequently at amortized cost	Liquidity risk	Carrying value approximates fair value due to short-term nature
Bank debt	Financial liability at amortized cost <i>(Other financial liabilities at 2017)</i>	Initially at fair value, adjusted for transaction costs (where applicable) and subsequently at amortized cost	Liquidity risk Market risk	Carrying value approximates fair value due to short-term nature and variable interest rates
Long-term payables	Financial liability at amortized cost <i>(Other financial liabilities at 2017)</i>	Initially at fair value, adjusted for transaction costs (where applicable) and subsequently at amortized cost	Liquidity risk	Carrying value approximates fair value due to the nature of the liability

Nature and Extent of Risks Arising From Financial Instruments

The AESO is exposed to the following types of risks in relation to its financial instruments:

- (a) **CREDIT RISK** ► The risk that a counterparty may default on its financial obligations to the AESO. Due to the EUA requirement that the AESO be operated with no profit or loss from its operations, credit risk is ultimately borne by market participants, though managed by the AESO.

Counterparties are granted certain levels of unsecured credit based on their long-term unsecured debt rating provided by a major reputable corporate rating service satisfactory to the AESO or, in the absence of the availability of such ratings, the AESO has satisfactorily reviewed the counterparty for creditworthiness as appropriate. Letters of credit, cash on deposit and legally enforceable right to set-off are used to mitigate risk where appropriate. As at December 31, 2018 and 2017, the amount of financial assets that were past due was not material and there were no material uncollectible receivable balances.

- (b) **MARKET RISK** ► The risk of a potential negative impact on the statement of financial position and/or statement of income and comprehensive income resulting from adverse changes in the value of financial instruments as a result of changes in certain market variables. This includes interest rate price and foreign exchange risks.

Bank debt is comprised of short-term bankers' acceptances or prime rate advances that bear interest at market rates. Accordingly, the exposure to interest rate price risk in relation to the bank debt at the statement of financial position date is not material.

Investments are comprised of short-term bankers' acceptances or term deposits that bear interest at market rates. Accordingly, the exposure to interest rate price risk in relation to the investments at the statement of financial position date is not material.

The AESO conducts less than one per cent of its business in US dollars and accordingly is subject to currency risk associated with changes in foreign exchange rates in relation to payables. The AESO monitors its exposure to currency risk and reviews whether the use of derivative financial instruments is appropriate to manage potential fluctuations in foreign exchange rates. The AESO has not entered into any derivative instruments with respect to currency risk.

- (c) **LIQUIDITY RISK** ► The risk that the AESO will not be able to meet its obligations associated with financial liabilities. The AESO does not consider this to be a significant risk as the available credit facilities provide financial flexibility to allow the AESO to meet its obligations as they come due. The AESO does not consider there to be a present risk in relation to funds available to the AESO under the existing credit facility.

In managing capital, the AESO reviews its cash flows from operations, including the transmission tariff, energy market charge, renewable electricity program charges and load settlement charge, to determine whether there are sufficient funds to cover its operating costs and pay for intangible asset and property, plant and equipment purchases. To the extent that the cash flows are not sufficient to cover these expenditures, the AESO utilizes debt financing. The AESO has no equity or externally imposed capitalization requirements except as described in note 1.

Summarized Quantitative Data Associated with the Above Risks

- (a) **CREDIT RISK** ► At December 31, 2018, the AESO's maximum exposure to receivable credit risk was \$237.6 million (December 31, 2017 – \$223.8 million), which is the aggregate of accounts receivable.

The AESO's receivables are due from counterparties that have provided security to the AESO or have been granted unsecured credit based on satisfactory credit ratings. As at December 31, 2018, the amount of financial assets that were past due was not material (December 31, 2017 – not material).

- (b) **MARKET RISK** ► The AESO is exposed to currency risk on \$1.1 million (December 31, 2017 – \$1.1 million) of US dollar denominated financial liabilities at December 31, 2018.

If the Canadian dollar decreases (increases) against the US dollar by five per cent prior to the payment by the AESO, operating costs would increase (decrease) by \$0.1 million (December 31, 2017 – less than \$0.1 million) and intangible asset costs would increase (decrease) by less than \$0.1 million (December 31, 2017 – less than \$0.1 million).

- (c) **LIQUIDITY RISK** ► The AESO's bank debt and accounts payable and accrued liabilities generally have contractual maturities of six months or less. The estimated future undiscounted annual refund amounts associated with long-term payables are as follows:

	As at December 31, 2018
2020	9.4
2021	10.1
2022	8.1
2023	5.4
2024 and thereafter	15.5
	48.5

Offsetting Financial Assets and Liabilities

The following transmission settlement receivables and payables are subject to offsetting as presented in the statement of financial position. (*notes 3 and 8*)

As at	Dec 31, 2018	Dec 31, 2017
Transmission settlement receivables, gross	287.2	301.5
Transmission settlement, offsets	(94.8)	(94.8)
Transmission settlement receivables, net	192.4	206.7

As at	Dec 31, 2018	Dec 31, 2017
Transmission settlement payables, gross	367.9	327.4
Transmission settlement, offsets	(94.8)	(94.8)
Transmission settlement payables, net	273.1	232.6

19. General and Administrative Expenses

General and administrative expenses classified by nature are as follows:

As at December 31,

	2018	2017
Salaries and benefits	74.3	67.3
Other	36.8	35.7
	111.1	103.0

20. Interest Expense

As at December 31,

	2018	2017
Interest on bank debt	1.9	0.8
Capitalized interest (<i>notes 6 and 7</i>)	(0.1)	(0.3)
Accretion of asset retirement obligation (<i>note 12</i>)	(0.4)	0.0
	1.4	0.5